

## ADVISORY BOARD AGENDA – January 20, 2022

1. Welcome & Open Remarks
  - A) DECISION ISSUES
    - a) Approval of Advisory Board Minutes 11.18.21
    - b) OHS Advisory Board Membership
    - c) 2022 PIT Methodology
  - B) 2021 & 2022 NOFO Submission
  - C) OHS Update
  - D) Governance Committee Update
  - E) Initiative Reports (See handouts)
    - a) Ending Veteran Homelessness (EVH)
    - b) RRH
    - c) Ending Youth Homelessness (EYH)
    - d) Unsheltered Report
  - F) 2021 LSA Reporting & System Performance
  - G) Seasonal Shelter
  - H) Cuyahoga County & City of Cleveland ARPA Update
  - I) COVID Response Update
    - a) Continuum COVID Recovery Space
    - b) CoC Vaccine & Housing Incentives
    - c) Shelter Rehab Updates
    - d) Family Shelter Update
    - e) Eviction Diversion Efforts
    - f) Right to Counsel
  - J) Emergency Rental Assistance Update
  - K) CMHA Mobility & Housing Vouchers
  - L) Race Equity
    - a) HUD Coordinated Entry Equity Grant

**PLEASE NOTE THE OHS ADVISORY BOARD 2022 MEETING DATES:**

**Calendar for 2022**

**OHS Advisory Board Meetings: January 20th; March 17<sup>th</sup>; May 19th; July 21st;  
September 15<sup>th</sup>; November 17<sup>th</sup>**

**Executive Committee Meetings: January 11<sup>th</sup>; March 8<sup>th</sup>; May 10<sup>th</sup>; July 19<sup>th</sup>;  
September 6<sup>th</sup>; November 8<sup>th</sup>**

**Advisory Board Seats - Regular Term 3 Years**

| <b>Designated Other (13 Seats)</b> | <b>Term</b> | <b>Category</b>         | <b>Start Date</b> | <b>Term End Date</b> |
|------------------------------------|-------------|-------------------------|-------------------|----------------------|
| Karen Anderson                     | 3 yrs       | DCFS                    | 1/1/2022          | 12/31/2024           |
| Dr. Michael Seidman                | 3 yrs       | Metro Health            | 1/1/2022          | 12/31/2024           |
| Barb Karam                         | 3 yrs       | VA                      | 1/1/2022          | 12/31/2024           |
| Chris Knestrick                    | 3 yrs       | NEOCH                   | 1/1/2022          | 12/31/2024           |
| Dorivette Nolan                    | 3 yrs       | CMHA                    | 1/1/2022          | 12/31/2024           |
| Michiel Wackers (TBD)              | 3 yrs       | City Administration     | 1/1/2022          | 12/31/2024           |
| Kerry McCormack                    | 3 yrs       | City Council            | 1/1/2020          | 12/31/2022           |
| Yvonne Conwell                     | 3 yrs       | County Council          | 1/1/2021          | 12/31/2023           |
| Mary McNamara                      | 3 yrs       | Dept. of Aging          | 1/1/2021          | 12/31/2023           |
| Paul Mosher                        | 3 yrs       | JFS                     | 1/1/2021          | 12/31/2023           |
| Clare Rosser                       | 3 yrs       | ADAMHS Board            | 1/1/2021          | 12/31/2023           |
| Natasha Wynn                       | 3 yrs       | Youth Advisory Board    | 1/1/2021          | 12/31/2023           |
| Marcia Zashin                      | 3 yrs       | CMSD                    | 1/1/2021          | 12/31/2023           |
|                                    |             |                         |                   |                      |
| <b>At Large (5 Seats)</b>          |             |                         |                   |                      |
| Kirsti Mouncey                     | 3yrs        | Victim Service Provider | 1/1/2022          | 12/31/2024           |
| Jeannie Citerman-Kraeger           | 3 yrs       | Local Government        | 1/1/2020          | 12/31/2022           |
| Linda Uveges                       | 3 yrs       | Faith Based             | 1/1/2020          | 12/31/2022           |
| Peter Schindler                    | 3 yrs       | Philanthropy            | 1/1/2021          | 12/31/2023           |
| Fred Berry                         | 3 yrs       | Faith Based             | 1/1/2021          | 12/31/2023           |
|                                    |             |                         |                   |                      |
| <b>Provider (6 Seats)</b>          |             |                         |                   |                      |
| Teresa Sanders                     | 3 yrs       | YWCA                    | 1/1/2022          | 12/31/2024           |
| John Litten                        | 3 yrs       | West Side Catholic      | 1/1/2022          | 12/31/2024           |
| Angela Glassco                     | 3 yrs       | FrontLine Service       | 1/1/2022          | 12/31/2024           |
| Ed Gemerchak                       | 3 Yrs       | Y-Haven, YMCA           | 1/1/2020          | 12/31/2022           |
| Elaine Gimmel                      | 3 yrs*      | EDEN                    | 1/1/2022          | 12/31/2024           |
| Mike Sering                        | 3 yrs       | LMM                     | 1/1/2021          | 12/31/2023           |
|                                    |             |                         |                   |                      |
| <b>Lived Experience (4 Seats)</b>  |             |                         |                   |                      |
| Gloria Burt                        | 3 yrs       |                         | 1/1/2022          | 12/31/2024           |
| Loh                                | 3 yrs       |                         | 1/1/2020          | 12/31/2022           |
| William Robinson Jr.               | 3 yrs       |                         | 1/1/2020          | 12/31/2022           |
| Joyce Robinson                     | 3 yrs       |                         | 1/1/2021          | 12/31/2023           |

# Cuyahoga Continuum of Care

## 2022 Point-in-Time Count and Housing Inventory Count

Cuyahoga County Office of Homeless Services



# Contents

- 1. **Purpose** ..... 3
- 2. **Housing Inventory Count (HIC)** ..... 3
  - 2a. Definition..... 3
  - 2b. Applicable Project Types..... 3
  - 2c. Data Required..... 3
  - 2d. Data Collection Process for HMIS-Participating Providers ..... 4
  - 2e. Data Collection Process for Non-HMIS-Participating Providers..... 4
- 3. **Point-in-Time (PIT) Count**..... 4
  - 3a. Definition..... 4
  - 3b. Applicable Project Types..... 4
  - 3c. Data Required..... 4
  - 3d. Sheltered Count Data Collection Process for HMIS-Participating Providers ..... 6
  - 3e. Sheltered Count Data Collection Process for Non-HMIS-Participating Providers ..... 6
  - 3f. Unsheltered Count Data Collection Process..... 6
- Appendix A – PIT Street Card** ..... 7

# 1. Purpose

The purpose of this document is twofold: 1) to define what the Point-in-Time (PIT) Count and Housing Inventory Count (HIC) are and 2) to outline what data is required to be submitted as part of the PIT and HIC submission to HUD specific to Cuyahoga Continuum of Care (CoC).

All information outlined in this document follows HUD guidelines in both of the following documents:

HUD Notice CPD-18-080: <https://files.hudexchange.info/resources/documents/Notice-CPD-18-08-2019-HIC-PIT-Data-Collection-Notice.pdf>

2021 Housing Inventory Count and Point-in-Time Count of Homeless Persons: Data Submission Guidance: <https://files.hudexchange.info/resources/documents/2021-HIC-and-PIT-Count-Data-Submission-Guidance.pdf>

## 2. Housing Inventory Count (HIC)

### 2a. Definition

The HIC is a point-in-time inventory of all projects within the Cuyahoga CoC that provide beds/units to persons who are homeless or were homeless upon entry into the program. This include both HMIS- and non-HMIS-participating providers. The intent is to provide data on shelter and housing capacity within our system and will reflect a point-in-time count of beds/units available on the PIT date (1/25/2022).

### 2b. Applicable Project Types

The HIC requires that a bed/unit inventory be submitted for the following project types:

- i. Emergency Shelter
- ii. Transitional Housing
- iii. Safe Haven
- iv. Permanent Supportive Housing
- v. Rapid Rehousing

### 2c. Data Required

The HIC requires the following data on bed/unit inventories:

- i. Total number of year-round beds with the following subsets identified:
  - Number of beds & units dedicated to households with children
  - Number of beds & units dedicated to households with only children
  - Number of beds & units dedicated to households without children
  - Number of beds & units dedicated to veteran households with children
  - Number of beds & units dedicated to veteran households without children
  - Number of beds & units dedicated to youth households with children
  - Number of beds & units dedicated to youth households without children
  - Number of beds & units dedicated to chronically homeless households with children
  - Number of beds & units dedicated to chronically homeless households with only children
  - Number of beds & units dedicated to chronically homeless households without children
- ii. Total number of seasonal beds
- iii. Total number of overflow beds
- iv. Point-in-Time count for PIT date

## 2d. Data Collection Process for HMIS-Participating Providers

For those agencies who are collecting information in HMIS, HMIS will be the only source of data on bed/unit inventories for the HIC submission.

- i. Projects with changes in housing inventory
  - If a project has a different bed/unit inventory than was reported last year, please inform the Office of Homeless Services (OHS) about these changes **before 1/21/2022**. Changes should specifically be sent to Nicholas Butina at [nbutina@cuyahogacounty.us](mailto:nbutina@cuyahogacounty.us).
- ii. Projects with no changes in housing inventory
  - No action is needed in HMIS. A confirmation of bed/unit inventories will be requested via email from OHS. That confirmation will be required **before 1/21/2022**.
- iii. Projects with utilization issues
  - If on the PIT date the utilization of a project's beds/units is low or high (above 105%) compared to the inventory, OHS will be reaching out to confirm the inventories and PIT date numbers. An explanation will need to be provided as to why there was a discrepancy.

## 2e. Data Collection Process for Non-HMIS-Participating Providers

For those agencies who do not participate in HMIS, all information asked for in item 2c above should be reported to OHS. Specifically, please send bed/unit inventory information to Nicholas Butina at [nbutina@cuyahogacounty.us](mailto:nbutina@cuyahogacounty.us) **before 1/21/2022**. The PIT count number needed will need to be provided after the PIT Date (1/25/2022) has passed.

# 3. Point-in-Time (PIT) Count

## 3a. Definition

The PIT Count is conducted each year to accurately identify the unique number and demographics of sheltered and unsheltered homeless persons in the continuum. The count is usually conducted within the last 10 days of January. **This year's PIT Count date is 1/25/2022.**

## 3b. Applicable Project Types

For the sheltered count, Cuyahoga CoC is required to report on all persons sleeping in beds designated for homeless individuals in the following project types:

- i. Emergency Shelter (includes year-round, seasonal, and overflow beds)
- ii. Transitional Housing
- iii. Safe Haven

For the unsheltered count, Cuyahoga CoC is required to report on all persons identified as sleeping in a place not designed for human habitation including encampments, cars, abandoned buildings, etc. This count is conducted by street outreach providers/volunteers and clients are not linked or active in a project type listed above.

## 3c. Data Required

All data on sheltered clients within any project should be only for the night of 1/25/2022. All data on unsheltered clients should be only for the night of 1/25/2022 and by 8am on 1/26/2022. For both the sheltered and unsheltered count, the following data is required to be submitted:

- i. Households with Children
  - Total number of households served
  - Total number of persons served
    - Number of persons under the age of 18
    - Number of persons between ages 18 to 24

- Number of persons over the age of 24
- Number of persons by gender, ethnicity, race, and chronic homeless status
- ii. Households without Children
  - Total number of households served
  - Total number of persons served
    - Number of persons under the age of 18
    - Number of persons between ages 18 to 24
    - Number of persons over the age of 24
    - Number of persons by gender, ethnicity, race, and chronic homeless status
- iii. Households with only Children
  - Total number of households served
  - Total number of persons served
    - Number of persons under the age of 18
    - Number of persons between ages 18 to 24
    - Number of persons over the age of 24
    - Number of persons by gender, ethnicity, race, and chronic homeless status
- iv. Youth Households without Children (includes unaccompanied youth and youth 18 to 24)
  - Total number of households served
  - Total number of persons served
    - Number of persons under the age of 18
    - Number of persons between ages 18 to 24
    - Number of persons by gender, ethnicity, race, and chronic homeless status
- v. Youth Households with Children
  - Total number of households served
  - Total number of persons served
    - Number of parenting youth under the age of 18
    - Number of parenting youth between ages 18 to 24
    - Number of children with parenting youth (children under the age of 18 with parents under 25)
  - Number of parenting youth ONLY by gender, ethnicity, race, and chronic homeless status
- vi. Veteran Households with Children
  - Total number of households served
  - Total number of persons served
  - Total number of veterans served
  - Number of veterans ONLY by gender, ethnicity, race, and chronic homeless status
- vii. Veteran Households without Children
  - Total number of households served
  - Total number of persons served
  - Total number of veterans served
  - Number of veterans ONLY by gender, ethnicity, race, and chronic homeless status
- viii. Number of adults (all populations; older than 18) with/who are:
  - Serious mental illness
  - Substance Use Disorder
  - HIV/AIDS
  - Survivors of Domestic Violence



### 3d. Sheltered Count Data Collection Process for HMIS-Participating Providers

For those agencies who are collecting information in HMIS, HMIS will be the only source of data for the PIT Count submission. To prepare for the report pull, please do the following:

- i. Ensure all entry/exits are completed in Clarity. Only active clients should be open on the PIT date night for the purposes of the report.
- ii. Run an APR [HUDX-227] in Clarity on the PIT date night to ensure all errors are accounted for. Specifically, ensure that all households are entered into your programs correctly and that disability/domestic violence information is accurate.
  - For programs that require housing move in dates, this is how an inventory is determined. For example, a RRH project might be serving 200 people but only 100 have a housing move in date in HMIS. The inventory will be reflected as 100. Be sure that housing move in dates are entered and accurate.
- iii. Confirm that your data is accurate by sending an email to Nicholas Butina at [nbutina@cuyahogacounty.us](mailto:nbutina@cuyahogacounty.us) by **2/4/2022**.

Any discrepancies, deficiencies, or other data issues will be addressed by OHS staff with HMIS Agency Administrators.

### 3e. Sheltered Count Data Collection Process for Non-HMIS-Participating Providers

For those agencies who are not collecting data in HMIS, a report must be submitted to OHS from a comparable database with the required data elements listed in item 3c above. The report should be for the PIT date night and only include those individuals who were in a bed dedicated for homeless persons. This report should be submitted to Nicholas Butina at [nbutina@cuyahogacounty.us](mailto:nbutina@cuyahogacounty.us) by **2/4/2022**.

If no comparable database is being used to track this data, please contact OHS to request an exception for reporting the data needed.

### 3f. Unsheltered Count Data Collection Process

Prior to the PIT date, OHS will convene a meeting with outreach providers and other volunteer groups to discuss the unsheltered PIT count plan. This will include review & training of the PIT Street Card, identification of needs, locations to be surveyed, and other potential collection issues. A map of known locations and a deployment strategy will be developed for outreach workers/volunteers to conduct surveys.

Starting at 8p on the PIT date (1/25/2022) and ending at 8am on the following date, the unsheltered count will be conducted. Each unsheltered person will have a PIT Street Card (see Appendix A) filled out with their information. These cards will be submitted to OHS following the count.

OHS staff will review the PIT Street Cards. Duplicated clients counted within the unsheltered count will be deduplicated. Any individuals who are identified as active in a shelter project within HMIS will be removed from the unsheltered count. Any cards that have incomplete data will be discarded.

## Appendix A – PIT Street Card

**ONE FORM PER PERSON**

**2022 UNSHELTERED**

➤ Have you already completed one of these cards?  Yes  No

| PM Survey (night of 1/25), Where are you staying tonight? / AM Survey (morning of 1/26), Where did you stay last night? |   |
|---|---|
| <input type="radio"/> Street/Abandoned Building/Vehicle/Camp  | <input type="radio"/> Staying at Family/Friends Residence           |
| <input type="radio"/> Shelter   | <input type="radio"/> Motel/Hotel <input type="radio"/> Other _____ |

How many **TIMES** have you been homeless in the past three (3) years?  1<sup>st</sup> Time  1-3  4 or more

How many **MONTHS** have you been homeless in the past three (3) years?  Less than 1  1-3  4-6  7-9  10-11  12 +

| Individual/Household Information <i>(Please complete a separate survey for each HH member)</i>   |  |
|--|--|
| Are you single or part of a family? <input type="radio"/> Single <input type="radio"/> Family  |  |
| <b>If family</b> , how many people are in your household? Adults: _____ Children: _____  |  |
| First Name (or initial): _____   | Last Name (or initial): _____  |
| Age: _____ Date of Birth: _____  | <i>If refused, please estimate age grouping:</i> Under 18 _____ 18-24 _____ 25+ _____        |
| Veteran? <input type="radio"/> Yes <input type="radio"/> No  |  |
| Gender? <input type="radio"/> Male <input type="radio"/> Female <input type="radio"/> Transgender <input type="radio"/> Doesn't Identify as M, F, or TG <input type="radio"/> Refused                                |  |
| Race? <input type="radio"/> Black/AA <input type="radio"/> White/CA <input type="radio"/> Asian <input type="radio"/> American Indian/Alaska Native <input type="radio"/> Multiple Races <input type="radio"/> Other |  |
| Ethnicity? <input type="radio"/> Non-Hispanic/Latino <input type="radio"/> Hispanic/Latino   | Are you <i>fleeing</i> Domestic Violence? <input type="radio"/> Yes <input type="radio"/> No |

| Disabilities <i>(Circle all that apply or "None Apply")</i> |                 |                     |                       |          |
|---|-----------------|---------------------|-----------------------|----------|
| NONE APPLY  | Substance Abuse | Physical Disability | Mental Health Problem | HIV/AIDS |

# Federal Benchmarks Generation Tool Ver. 2.2 11/01/2018

|  |  |                                 |  |   |   |
|--|--|---------------------------------|--|---|---|
| Number of Veterans experiencing homelessness as of end date of report: <b>90</b> | <b>To Use:</b> Enter an "End Date" and click "Calculate Benchmarks" for results. See <i>Instructions</i> tab for further guidance. | <b>90 day look-back period:</b> | <b>Start Date</b><br><input style="width: 100%;" type="text" value="10/2/2021"/> | <b>End Date</b><br><input style="width: 100%;" type="text" value="12/31/2021"/> | <input style="width: 100%; background-color: #00FF00; color: white;" type="button" value="Calculate Benchmarks"/> |
|--|--|---------------------------------|--|---|---|

**A. Have you ended chronic and long-term homelessness among Veterans in your community?**  
*Target: Zero chronic and long-term homeless Veterans as of date of review, with exceptions indicated below.*

|   |  |          | Data Point |
|---|--|----------|------------|
| Total number of chronic and long-term homeless Veterans who are not in permanent housing as of end date above:  |  | 7        | A1         |
| Exempted Group One  | Total number of chronic and long-term homeless Veterans who have been offered, but not yet accepted a PH intervention offer and where the last PH intervention offer was within 14 days of the end of the 90 day look-back period:                                     | 5        | A2         |
| Exempted Group Two  | Total number of chronic and long-term homeless Veterans who have been offered a PH intervention, but have chosen to enter service-intensive transitional housing in order to appropriately address a clinical need, prior to entering a permanent housing destination: | 2        | A3         |
| Exempted Group Three  | Total number of chronic and long-term homeless Veterans who have accepted a PH intervention offer, but not yet entered permanent housing and where the first acceptance of a PH intervention offer occurred during the 90 day look-back period:                        | 0        | A4         |
| <b>Total Chronic and Long-Term Homeless Veterans - Total Number of Veterans in Exempted Groups 1, 2 and 3 =</b> |  | <b>2</b> |            |

**Benchmark A achieved?**

**B. Do Veterans have quick access to permanent housing?**  
*Target: For homeless Veterans placed in PH in last 90 days, excluding exceptions indicated below, the average time from date of identification to date of PH move-in is less than or equal to 90 days.*

|   |            |           |
|---|------------|-----------|
| Total number of <u>Veterans</u> who moved into permanent housing  | 41         | B1        |
| - Exemption Group 2: Do NOT include people who were offered a permanent housing intervention but chose to enter a service-intensive transitional housing project prior to entering a permanent housing destination. Number of Veterans offered PH intervention, but declined the offer and chose TH prior to PH destination:                    | 26         | B2        |
| <b>Total <u>net</u> number of Veterans who moved into permanent housing (B1 - B2):</b>  | <b>15</b>  | <b>B3</b> |
| Total number of <u>days</u> it takes for all Veterans who become homeless to enter permanent housing  |            |           |
| - Days between date of identification to PH move-in for all Vet PH exiters. <u>Exemption Group 1:</u> For any Veteran who was identified and offered a permanent housing intervention, but did not initially accept the offer, include only the time from when they accepted the intervention until they moved into housing. <b>Total days:</b> | 1692       | B4        |
| <b>Total Number of Days ÷ by Total Net Number of Veterans =</b>   | <b>113</b> |           |

**Benchmark B achieved?**

**C. Does the community have sufficient permanent housing capacity?**  
*Target: In the last 90 days, the total number of homeless Veterans moving in to permanent housing is greater than or equal to the total number of newly identified homeless Veterans.*

|   |    |    |
|---|----|----|
| The total number of Veterans exiting homelessness to permanent housing: | 41 | C1 |
| The total number of newly Identified homeless Veterans:                 | 51 | C2 |

**Benchmark C achieved?**

**D. Is the community committed to Housing First and provides service-intensive transitional housing to Veterans experiencing homelessness only in limited instances?**  
*Target: In the last 90 days, the total number of homeless Veterans entering service-intensive transitional housing is less than the total number of newly identified homeless Veterans.*

|   |    |    |
|---|----|----|
| The total number of Veterans entering service-intensive transitional housing: | 29 | D1 |
| The total number of newly Identified homeless Veterans:                       | 51 | D2 |

**Benchmark D achieved?**

OHS Advisory Board Meeting: Rapid Re-Housing Program Data  
January 20, 2022

**2020 & 2021 Quarter Comparison of Passed Inspections/Housed**

|                       | Adult-Families | Youth-Families | Adult-Singles | Youth-Singles   | TOTAL      |
|-----------------------|----------------|----------------|---------------|---|------------|
| Jan 2020 – Mar 2020   | 63             | 10             | 50            | 17  | 140        |
| Apr 2020 – Jun 2020   | 53             | 13             | 44            | 11  | 121        |
| July 2020 – Sept 2020 | 31             | 7              | 29            | 10  | 77         |
| Oct 2020 – Dec 2020   | 38             | 6              | 53            | 9   | 106        |
|                       |                |                |               | <b>2020 1<sup>st</sup> 2<sup>nd</sup> 3<sup>rd</sup> &amp; 4<sup>th</sup> Quarter Total:</b>  | <b>444</b> |
| Jan 2021 – Mar 2021   | 34             | 10             | 23            | 3   | 70         |
| Apr 2021 – Jun 2021   | 32             | 3              | 27            | 7   | 69         |
| July 2021 – Sept 2021 | 32             | 3              | 21            | 3   | 59         |
| Oct 2021 – Dec 2021   | 41             | 5              | 21            | 11  | 78         |
|                       |                |                |               | <b>2021 1<sup>st</sup>, 2<sup>nd</sup> 3<sup>rd</sup> &amp; 4<sup>th</sup> Quarter Total:</b> | <b>354</b> |

**10/11/21 – 1/7/21**

**# of new referrals processed/clients' enrolled in RRH:**

|                     | Adult-Families | Youth-Families | Adult-Singles | Youth-Singles | TOTAL |
|---------------------|----------------|----------------|---------------|---------------|-------|
| 10/11/21 – 10/15/21 | 7              | 0              | 7             | 0             | 14    |
| 10/18/21 – 10/22/21 | 3              | 1              | 5             | 2             | 11    |
| 10/25/21 – 10/29/21 | 2              | 0              | 0             | 0             | 2     |
| 11/1/21 – 11/5/21   | 4              | 1              | 7             | 0             | 12    |
| 11/8/21 – 11/12/21  | 2              | 0              | 1             | 0             | 3     |
| 11/15/21 – 11/19/21 | 5              | 1              | 5             | 0             | 11    |
| 11/22/21 – 11/26/21 | 0              | 0              | 4             | 4             | 8     |
| 11/29/21 – 12/3/21  | 2              | 0              | 2             | 0             | 4     |
| 12/6/21 – 12/10/21  | 2              | 0              | 4             | 0             | 6     |
| 12/13/21 – 12/17/21 | 7              | 2              | 10            | 3             | 22    |
| 12/20/21 – 12/25/21 | 4              | 1              | 5             | 0             | 9     |
| 12/27/21 – 12/31/21 | 1              | 0              | 0             | 0             | 1     |
| 1/3/22 – 1/7/22     | 3              | 0              | 6             | 4             | 13    |

**# of new referrals processed/clients' enrolled in DV-HT RRH:**

|                     | DV/HT Adult-Families | DV/HT Youth-Families | DV/HT Adult-Singles | DV/HT Youth-Singles | TOTAL |
|---------------------|----------------------|----------------------|---------------------|---------------------|-------|
| 10/11/21 – 10/15/21 | 3                    | 0                    | 3                   | 0                   | 6     |
| 10/18/21 – 10/22/21 | 3                    | 0                    | 1                   | 0                   | 4     |
| 10/25/21 – 10/29/21 | 0                    | 0                    | 0                   | 0                   | 0     |
| 11/1/21 – 11/5/21   | 5                    | 0                    | 0                   | 0                   | 5     |
| 11/8/21 – 11/12/21  | 1                    | 0                    | 0                   | 0                   | 1     |
| 11/15/21 – 11/19/21 | 0                    | 0                    | 0                   | 0                   | 0     |
| 11/22/21 – 11/26/21 | 3                    | 3                    | 0                   | 0                   | 6     |
| 11/29/21 – 12/3/21  | 0                    | 0                    | 0                   | 0                   | 0     |
| 12/6/21 – 12/10/21  | 0                    | 0                    | 0                   | 0                   | 0     |
| 12/13/21 – 12/17/21 | 4                    | 1                    | 1                   | 0                   | 6     |
| 12/20/21 – 12/25/21 | 3                    | 0                    | 0                   | 0                   | 3     |
| 12/27/21 – 12/31/21 | 0                    | 0                    | 0                   | 0                   | 0     |
| 1/3/22 – 1/7/22     | 2                    | 0                    | 1                   | 0                   | 3     |

OHS Advisory Board Meeting: Rapid Re-Housing Program Data  
January 20, 2022

**# currently in housing search RRH:**

|                     | Adult-Families | Youth-Families | Adult-Singles | Youth-Singles | TOTAL |
|---------------------|----------------|----------------|---------------|---------------|-------|
| 10/11/21 – 10/15/21 | 40             | 9              | 28            | 15            | 92    |
| 10/18/21 – 10/22/21 | 38             | 8              | 30            | 16            | 92    |
| 10/25/21 – 10/29/21 | 38             | 7              | 31            | 16            | 92    |
| 11/1/21 – 11/5/21   | 37             | 7              | 31            | 16            | 91    |
| 11/8/21 – 11/12/21  | 37             | 5              | 29            | 15            | 86    |
| 11/15/21 – 11/19/21 | 39             | 5              | 29            | 14            | 87    |
| 11/22/21 – 11/26/21 | 41             | 4              | 29            | 15            | 89    |
| 11/29/21 – 12/3/21  | 38             | 3              | 28            | 15            | 84    |
| 12/6/21 – 12/10/21  | 37             | 4              | 29            | 15            | 85    |
| 12/13/21 – 12/17/21 | 38             | 5              | 29            | 16            | 88    |
| 12/20/21 – 12/25/21 | 40             | 5              | 28            | 16            | 89    |
| 12/27/21 – 12/31/21 | 42             | 5              | 29            | 16            | 92    |
| 1/3/22 – 1/7/22     | 44             | 5              | 34            | 16            | 99    |

**# currently in housing search DV-HT RRH:**

|                     | DV/HT Adult-Families | DV/HT Youth-Families | DV/HT Adult-Singles | DV/HT Youth-Singles | TOTAL |
|---------------------|----------------------|----------------------|---------------------|---------------------|-------|
| 10/11/21 – 10/15/21 | 32                   | 1                    | 11                  | 3                   | 47    |
| 10/18/21 – 10/22/21 | 31                   | 1                    | 11                  | 3                   | 46    |
| 10/25/21 – 10/29/21 | 31                   | 1                    | 9                   | 3                   | 44    |
| 11/1/21 – 11/5/21   | 30                   | 1                    | 8                   | 2                   | 41    |
| 11/8/21 – 11/12/21  | 29                   | 1                    | 8                   | 2                   | 40    |
| 11/15/21 – 11/19/21 | 29                   | 1                    | 8                   | 2                   | 40    |
| 11/22/21 – 11/26/21 | 28                   | 4                    | 8                   | 1                   | 41    |
| 11/29/21 – 12/3/21  | 27                   | 4                    | 7                   | 1                   | 40    |
| 12/6/21 – 12/10/21  | 27                   | 4                    | 7                   | 1                   | 39    |
| 12/13/21 – 12/17/21 | 25                   | 4                    | 7                   | 1                   | 37    |
| 12/20/21 – 12/25/21 | 26                   | 4                    | 6                   | 0                   | 36    |
| 12/27/21 – 12/31/21 | 25                   | 4                    | 6                   | 0                   | 35    |
| 1/3/22 – 1/7/22     | 23                   | 4                    | 6                   | 0                   | 33    |

**# RFLAs Received/Processed RRH**

|                     | Adult-Families | Youth-Families | Adult-Singles | Youth-Singles | TOTAL |
|---------------------|----------------|----------------|---------------|---------------|-------|
| 10/11/21 – 10/15/21 | 7              | 3              | 5             | 1             | 16    |
| 10/18/21 – 10/22/21 | 3              | 1              | 2             | 2             | 8     |
| 10/25/21 – 10/29/21 | 3              | 2              | 4             | 2             | 11    |
| 11/1/21 – 11/5/21   | 4              | 0              | 3             | 1             | 8     |
| 11/8/21 – 11/12/21  | 4              | 0              | 7             | 3             | 14    |
| 11/15/21 – 11/19/21 | 5              | 1              | 10            | 1             | 17    |
| 11/22/21 – 11/26/21 | 2              | 0              | 1             | 1             | 4     |
| 11/29/21 – 12/3/21  | 2              | 4              | 1             | 2             | 9     |
| 12/6/21 – 12/10/21  | 4              | 0              | 1             | 1             | 6     |
| 12/13/21 – 12/17/21 | 8              | 2              | 2             | 1             | 13    |
| 12/20/21 – 12/25/21 | 2              | 1              | 1             | 1             | 5     |
| 12/27/21 – 12/31/21 | 3              | 0              | 6             | 0             | 9     |
| 1/3/22 – 1/7/22     | 5              | 0              | 2             | 2             | 9     |

OHS Advisory Board Meeting: Rapid Re-Housing Program Data  
January 20, 2022

**# of RFLA Received/Processed DV-HT RRH:**

|                     | DV/HT Adult-Families | DV/HT Youth-Families | DV/HT Adult-Singles | DV/HT Youth-Singles | TOTAL |
|---------------------|----------------------|----------------------|---------------------|---------------------|-------|
| 10/11/21 – 10/15/21 | 6                    | 1                    | 1                   | 0                   | 8     |
| 10/18/21 – 10/22/21 | 7                    | 0                    | 1                   | 0                   | 8     |
| 10/25/21 – 10/29/21 | 2                    | 0                    | 1                   | 0                   | 3     |
| 11/1/21 – 11/5/21   | 5                    | 1                    | 1                   | 0                   | 7     |
| 11/8/21 – 11/12/21  | 3                    | 1                    | 0                   | 0                   | 4     |
| 11/15/21 – 11/19/21 | 3                    | 0                    | 0                   | 0                   | 3     |
| 11/22/21 – 11/26/21 | 3                    | 0                    | 0                   | 0                   | 3     |
| 11/29/21 – 12/3/21  | 2                    | 1                    | 0                   | 0                   | 3     |
| 12/6/21 – 12/10/21  | 4                    | 0                    | 1                   | 0                   | 5     |
| 12/13/21 – 12/17/21 | 4                    | 0                    | 1                   | 0                   | 5     |
| 12/20/21 – 12/25/21 | 1                    | 1                    | 1                   | 0                   | 3     |
| 12/27/21 – 12/31/21 | 1                    | 0                    | 0                   | 0                   | 1     |
| 1/3/22 – 1/7/22     | 5                    | 1                    | 3                   | 0                   | 8     |

**# of Passed Inspections RRH:**

|                     | Adult-Families | Youth-Families | Adult-Singles | Youth-Singles | TOTAL |
|---------------------|----------------|----------------|---------------|---------------|-------|
| 10/11/21 – 10/15/21 | 1              | 0              | 0             | 1             | 2     |
| 10/18/21 – 10/22/21 | 2              | 0              | 3             | 0             | 5     |
| 10/25/21 – 10/29/21 | 0              | 1              | 2             | 1             | 4     |
| 11/1/21 – 11/5/21   | 0              | 1              | 0             | 1             | 2     |
| 11/8/21 – 11/12/21  | 1              | 0              | 1             | 0             | 2     |
| 11/15/21 – 11/19/21 | 1              | 1              | 6             | 1             | 9     |
| 11/22/21 – 11/26/21 | 2              | 0              | 0             | 0             | 2     |
| 11/29/21 – 12/3/21  | 1              | 0              | 1             | 1             | 3     |
| 12/6/21 – 12/10/21  | 1              | 0              | 1             | 1             | 3     |
| 12/13/21 – 12/17/21 | 1              | 0              | 0             | 2             | 3     |
| 12/20/21 – 12/25/21 | 2              | 0              | 0             | 1             | 3     |
| 12/27/21 – 12/31/21 | 1              | 0              | 0             | 0             | 1     |
| 1/3/22 – 1/7/22     | 4              | 1              | 5             | 1             | 11    |

**# of Passed Inspections DV-HT RRH:**

|                     | DV/HT Adult-Families | DV/HT Youth-Families | DV/HT Adult-Singles | DV/HT Youth-Singles | TOTAL |
|---------------------|----------------------|----------------------|---------------------|---------------------|-------|
| 10/11/21 – 10/15/21 | 1                    | 0                    | 0                   | 0                   | 1     |
| 10/18/21 – 10/22/21 | 2                    | 0                    | 1                   | 1                   | 4     |
| 10/25/21 – 10/29/21 | 1                    | 0                    | 1                   | 0                   | 2     |
| 11/1/21 – 11/5/21   | 1                    | 0                    | 0                   | 0                   | 1     |
| 11/8/21 – 11/12/21  | 1                    | 1                    | 0                   | 0                   | 2     |
| 11/15/21 – 11/19/21 | 4                    | 0                    | 0                   | 0                   | 4     |
| 11/22/21 – 11/26/21 | 3                    | 0                    | 0                   | 0                   | 3     |
| 11/29/21 – 12/3/21  | 3                    | 0                    | 2                   | 0                   | 5     |
| 12/6/21 – 12/10/21  | 1                    | 0                    | 0                   | 0                   | 1     |
| 12/13/21 – 12/17/21 | 4                    | 0                    | 1                   | 0                   | 5     |
| 12/20/21 – 12/25/21 | 1                    | 0                    | 0                   | 0                   | 1     |
| 12/27/21 – 12/31/21 | 1                    | 0                    | 0                   | 0                   | 1     |
| 1/3/22 – 1/7/22     | 3                    | 0                    | 0                   | 0                   | 3     |

OHS Advisory Board Meeting: Rapid Re-Housing Program Data  
January 20, 2022

**# Receiving RRH Rental Assistance by Month as of 1/7/22:**

**189 Households**

|              | # Families | # Youth Singles | # Adult Singles |
|--------------|------------|-----------------|-----------------|
| Month 1      | 5          | 1               | 5               |
| Month 2      | 5          | 3               | 1               |
| Month 3      | 7          | 3               | 8               |
| Month 4      | 10         | 4               | 7               |
| Month 5      | 7          | 2               | 10              |
| Month 6      | 8          | 0               | 5               |
| Month 7      | 5          | 1               | 3               |
| Month 8      | 5          | 0               | 0               |
| Month 9      | 9          | 3               | 9               |
| Month 10     | 12         | 2               | 4               |
| Month 11     | 3          | 3               | 2               |
| Month 12     | 11         | 0               | 2               |
| Month 13     | 4          | 1               | 0               |
| Month 14     | 2          | 1               | 2               |
| Month 15     | 3          | 0               | 1               |
| Month 16     | 6          | 0               | 0               |
| Month 17     | 2          | 0               | 0               |
| Month 18     | 0          | 0               | 0               |
| Month 19     | 0          | 0               | 0               |
| Month 20     | 2          | 0               | 0               |
| <b>TOTAL</b> | <b>106</b> | <b>24</b>       | <b>59</b>       |

**# Receiving DV-HT RRH Rental Assistance by Month as of 1/7/22:**

**84 Households**

|              | # DV-HT Families | # DV-HT Youth Singles | # DV-HT Adult Singles |
|--------------|------------------|-----------------------|-----------------------|
| Month 1      | 3                | 0                     | 0                     |
| Month 2      | 7                | 0                     | 2                     |
| Month 3      | 12               | 1                     | 1                     |
| Month 4      | 4                | 1                     | 3                     |
| Month 5      | 3                | 0                     | 3                     |
| Month 6      | 7                | 0                     | 0                     |
| Month 7      | 4                | 0                     | 0                     |
| Month 8      | 6                | 1                     | 1                     |
| Month 9      | 4                | 0                     | 0                     |
| Month 10     | 1                | 0                     | 3                     |
| Month 11     | 8                | 0                     | 2                     |
| Month 12     | 2                | 1                     | 0                     |
| Month 13     | 0                | 0                     | 3                     |
| Month 14     | 0                | 0                     | 1                     |
| <b>Total</b> | <b>61</b>        | <b>4</b>              | <b>19</b>             |

# December 2021 Data

## Young Adult By-Name-List

### Total Active Youth – 158

Active on the 1<sup>st</sup> – 118  
New to Shelter – 31  
Returned to Shelter – 9

Sheltered Youth – 135  
Unsheltered Youth – 16  
Unknown Youth – 7

#### Race:

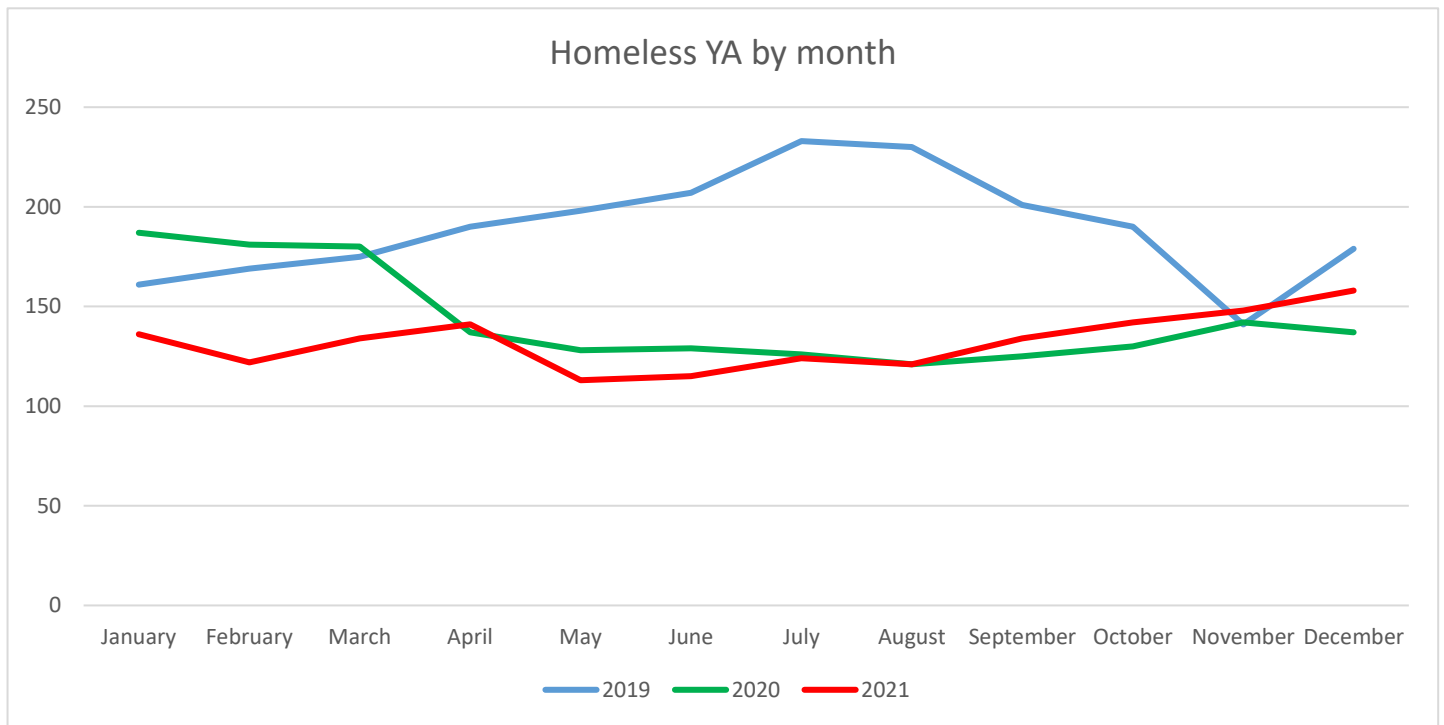
Black – 116  
White – 18  
Hispanic – 10  
Multiracial – 8  
Unknown - 6

#### Gender:

Male – 58  
Female – 94  
Transgender – 6

#### Orientation:

LGBTQ – 17  
Non- LGBTQ – 68  
Unknown – 73



### November Shelter Exits – 30

#### Total Permanent Exits –14

Family/Friends: 5  
Perm. Voucher: 4  
RRH: 4  
Public Housing: 1

#### Total Non-Permanent Exits – 15

WA-Unknown: 15

### Other Exits - 1

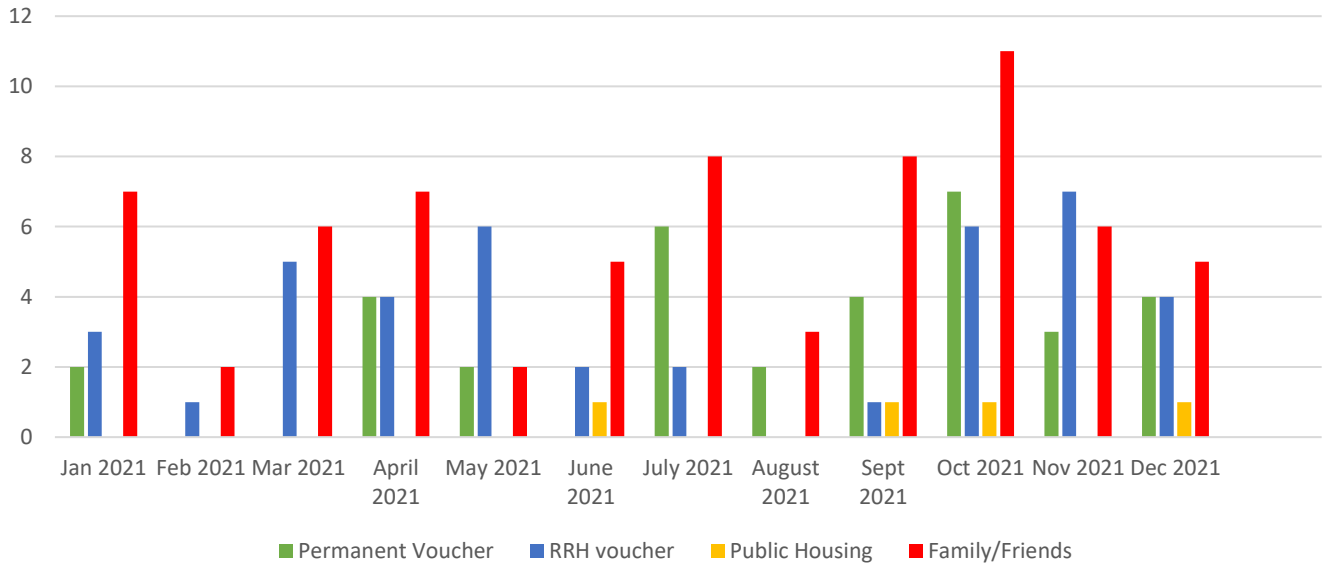
No longer meets Pop Criteria: 1

### YA Returning to Shelter (November) – 9

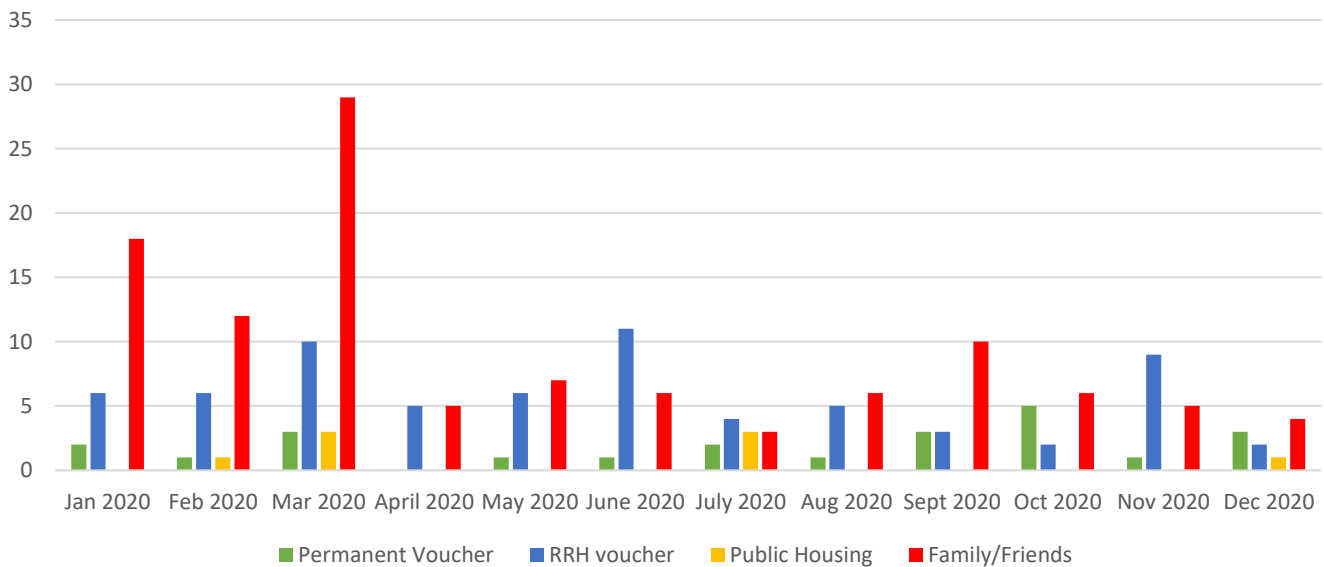
Returned from:  
Family/Friends: 4  
Unknown: 3  
Rental: 1  
Hotel/Motel: 1



### YA Permanent Exit Destinations, 2021



### YA Permanent Exit Destinations, 2020



**Advisory Board Seats - Regular Term 3 Years**

| <b>Designated Other (13 Seats)</b> | <b>Term</b> | <b>Category</b>         | <b>Start Date</b> | <b>Term End Date</b> |
|------------------------------------|-------------|-------------------------|-------------------|----------------------|
| Karen Anderson                     | 3 yrs       | DCFS                    | 1/1/2022          | 12/31/2024           |
| Dr. Michael Seidman                | 3 yrs       | Metro Health            | 1/1/2022          | 12/31/2024           |
| Barb Karam                         | 3 yrs       | VA                      | 1/1/2022          | 12/31/2024           |
| Chris Knestrick                    | 3 yrs       | NEOCH                   | 1/1/2022          | 12/31/2024           |
| Dorivette Nolan                    | 3 yrs       | CMHA                    | 1/1/2022          | 12/31/2024           |
| Michiel Wackers (TBD)              | 3 yrs       | City Administration     | 1/1/2022          | 12/31/2024           |
| Kerry McCormack                    | 3 yrs       | City Council            | 1/1/2020          | 12/31/2022           |
| Yvonne Conwell                     | 3 yrs       | County Council          | 1/1/2021          | 12/31/2023           |
| Mary McNamara                      | 3 yrs       | Dept. of Aging          | 1/1/2021          | 12/31/2023           |
| Paul Mosher                        | 3 yrs       | JFS                     | 1/1/2021          | 12/31/2023           |
| Clare Rosser                       | 3 yrs       | ADAMHS Board            | 1/1/2021          | 12/31/2023           |
| Natasha Wynn                       | 3 yrs       | Youth Advisory Board    | 1/1/2021          | 12/31/2023           |
| Marcia Zashin                      | 3 yrs       | CMSD                    | 1/1/2021          | 12/31/2023           |
|                                    |             |                         |                   |                      |
| <b>At Large (5 Seats)</b>          |             |                         |                   |                      |
| Kirsti Mouncey                     | 3yrs        | Victim Service Provider | 1/1/2022          | 12/31/2024           |
| Jeannie Citerman-Kraeger           | 3 yrs       | Local Government        | 1/1/2020          | 12/31/2022           |
| Linda Uveges                       | 3 yrs       | Faith Based             | 1/1/2020          | 12/31/2022           |
| Peter Schindler                    | 3 yrs       | Philanthropy            | 1/1/2021          | 12/31/2023           |
| Fred Berry                         | 3 yrs       | Faith Based             | 1/1/2021          | 12/31/2023           |
|                                    |             |                         |                   |                      |
| <b>Provider (6 Seats)</b>          |             |                         |                   |                      |
| Teresa Sanders                     | 3 yrs       | YWCA                    | 1/1/2022          | 12/31/2024           |
| John Litten                        | 3 yrs       | West Side Catholic      | 1/1/2022          | 12/31/2024           |
| Angela Glassco                     | 3 yrs       | FrontLine Service       | 1/1/2022          | 12/31/2024           |
| Ed Gemerchak                       | 3 Yrs       | Y-Haven, YMCA           | 1/1/2020          | 12/31/2022           |
| Elaine Gimmel                      | 3 yrs*      | EDEN                    | 1/1/2022          | 12/31/2024           |
| Mike Sering                        | 3 yrs       | LMM                     | 1/1/2021          | 12/31/2023           |
|                                    |             |                         |                   |                      |
| <b>Lived Experience (4 Seats)</b>  |             |                         |                   |                      |
| Gloria Burt                        | 3 yrs       |                         | 1/1/2022          | 12/31/2024           |
| Loh                                | 3 yrs       |                         | 1/1/2020          | 12/31/2022           |
| William Robinson Jr.               | 3 yrs       |                         | 1/1/2020          | 12/31/2022           |
| Joyce Robinson                     | 3 yrs       |                         | 1/1/2021          | 12/31/2023           |

# Cuyahoga Continuum of Care

## 2022 Point-in-Time Count and Housing Inventory Count

Cuyahoga County Office of Homeless Services



# Contents

- 1. Purpose** ..... 3
- 2. Housing Inventory Count (HIC)** ..... 3
  - 2a. Definition..... 3
  - 2b. Applicable Project Types..... 3
  - 2c. Data Required..... 3
  - 2d. Data Collection Process for HMIS-Participating Providers ..... 4
  - 2e. Data Collection Process for Non-HMIS-Participating Providers..... 4
- 3. Point-in-Time (PIT) Count**..... 4
  - 3a. Definition..... 4
  - 3b. Applicable Project Types..... 4
  - 3c. Data Required..... 4
  - 3d. Sheltered Count Data Collection Process for HMIS-Participating Providers ..... 6
  - 3e. Sheltered Count Data Collection Process for Non-HMIS-Participating Providers ..... 6
  - 3f. Unsheltered Count Data Collection Process..... 6
- Appendix A – PIT Street Card** ..... 7

# 1. Purpose

The purpose of this document is twofold: 1) to define what the Point-in-Time (PIT) Count and Housing Inventory Count (HIC) are and 2) to outline what data is required to be submitted as part of the PIT and HIC submission to HUD specific to Cuyahoga Continuum of Care (CoC).

All information outlined in this document follows HUD guidelines in both of the following documents:

HUD Notice CPD-18-080: <https://files.hudexchange.info/resources/documents/Notice-CPD-18-08-2019-HIC-PIT-Data-Collection-Notice.pdf>

2021 Housing Inventory Count and Point-in-Time Count of Homeless Persons: Data Submission Guidance: <https://files.hudexchange.info/resources/documents/2021-HIC-and-PIT-Count-Data-Submission-Guidance.pdf>

## 2. Housing Inventory Count (HIC)

### 2a. Definition

The HIC is a point-in-time inventory of all projects within the Cuyahoga CoC that provide beds/units to persons who are homeless or were homeless upon entry into the program. This include both HMIS- and non-HMIS-participating providers. The intent is to provide data on shelter and housing capacity within our system and will reflect a point-in-time count of beds/units available on the PIT date (1/25/2022).

### 2b. Applicable Project Types

The HIC requires that a bed/unit inventory be submitted for the following project types:

- i. Emergency Shelter
- ii. Transitional Housing
- iii. Safe Haven
- iv. Permanent Supportive Housing
- v. Rapid Rehousing

### 2c. Data Required

The HIC requires the following data on bed/unit inventories:

- i. Total number of year-round beds with the following subsets identified:
  - Number of beds & units dedicated to households with children
  - Number of beds & units dedicated to households with only children
  - Number of beds & units dedicated to households without children
  - Number of beds & units dedicated to veteran households with children
  - Number of beds & units dedicated to veteran households without children
  - Number of beds & units dedicated to youth households with children
  - Number of beds & units dedicated to youth households without children
  - Number of beds & units dedicated to chronically homeless households with children
  - Number of beds & units dedicated to chronically homeless households with only children
  - Number of beds & units dedicated to chronically homeless households without children
- ii. Total number of seasonal beds
- iii. Total number of overflow beds
- iv. Point-in-Time count for PIT date

## 2d. Data Collection Process for HMIS-Participating Providers

For those agencies who are collecting information in HMIS, HMIS will be the only source of data on bed/unit inventories for the HIC submission.

- i. Projects with changes in housing inventory
  - If a project has a different bed/unit inventory than was reported last year, please inform the Office of Homeless Services (OHS) about these changes **before 1/21/2022**. Changes should specifically be sent to Nicholas Butina at [nbutina@cuyahogacounty.us](mailto:nbutina@cuyahogacounty.us).
- ii. Projects with no changes in housing inventory
  - No action is needed in HMIS. A confirmation of bed/unit inventories will be requested via email from OHS. That confirmation will be required **before 1/21/2022**.
- iii. Projects with utilization issues
  - If on the PIT date the utilization of a project's beds/units is low or high (above 105%) compared to the inventory, OHS will be reaching out to confirm the inventories and PIT date numbers. An explanation will need to be provided as to why there was a discrepancy.

## 2e. Data Collection Process for Non-HMIS-Participating Providers

For those agencies who do not participate in HMIS, all information asked for in item 2c above should be reported to OHS. Specifically, please send bed/unit inventory information to Nicholas Butina at [nbutina@cuyahogacounty.us](mailto:nbutina@cuyahogacounty.us) **before 1/21/2022**. The PIT count number needed will need to be provided after the PIT Date (1/25/2022) has passed.

# 3. Point-in-Time (PIT) Count

## 3a. Definition

The PIT Count is conducted each year to accurately identify the unique number and demographics of sheltered and unsheltered homeless persons in the continuum. The count is usually conducted within the last 10 days of January. **This year's PIT Count date is 1/25/2022.**

## 3b. Applicable Project Types

For the sheltered count, Cuyahoga CoC is required to report on all persons sleeping in beds designated for homeless individuals in the following project types:

- i. Emergency Shelter (includes year-round, seasonal, and overflow beds)
- ii. Transitional Housing
- iii. Safe Haven

For the unsheltered count, Cuyahoga CoC is required to report on all persons identified as sleeping in a place not designed for human habitation including encampments, cars, abandoned buildings, etc. This count is conducted by street outreach providers/volunteers and clients are not linked or active in a project type listed above.

## 3c. Data Required

All data on sheltered clients within any project should be only for the night of 1/25/2022. All data on unsheltered clients should be only for the night of 1/25/2022 and by 8am on 1/26/2022. For both the sheltered and unsheltered count, the following data is required to be submitted:

- i. Households with Children
  - Total number of households served
  - Total number of persons served
    - Number of persons under the age of 18
    - Number of persons between ages 18 to 24

- Number of persons over the age of 24
  - Number of persons by gender, ethnicity, race, and chronic homeless status
- ii. Households without Children
  - Total number of households served
  - Total number of persons served
    - Number of persons under the age of 18
    - Number of persons between ages 18 to 24
    - Number of persons over the age of 24
    - Number of persons by gender, ethnicity, race, and chronic homeless status
- iii. Households with only Children
  - Total number of households served
  - Total number of persons served
    - Number of persons under the age of 18
    - Number of persons between ages 18 to 24
    - Number of persons over the age of 24
    - Number of persons by gender, ethnicity, race, and chronic homeless status
- iv. Youth Households without Children (includes unaccompanied youth and youth 18 to 24)
  - Total number of households served
  - Total number of persons served
    - Number of persons under the age of 18
    - Number of persons between ages 18 to 24
    - Number of persons by gender, ethnicity, race, and chronic homeless status
- v. Youth Households with Children
  - Total number of households served
  - Total number of persons served
    - Number of parenting youth under the age of 18
    - Number of parenting youth between ages 18 to 24
    - Number of children with parenting youth (children under the age of 18 with parents under 25)
  - Number of parenting youth ONLY by gender, ethnicity, race, and chronic homeless status
- vi. Veteran Households with Children
  - Total number of households served
  - Total number of persons served
  - Total number of veterans served
  - Number of veterans ONLY by gender, ethnicity, race, and chronic homeless status
- vii. Veteran Households without Children
  - Total number of households served
  - Total number of persons served
  - Total number of veterans served
  - Number of veterans ONLY by gender, ethnicity, race, and chronic homeless status
- viii. Number of adults (all populations; older than 18) with/who are:
  - Serious mental illness
  - Substance Use Disorder
  - HIV/AIDS
  - Survivors of Domestic Violence

### 3d. Sheltered Count Data Collection Process for HMIS-Participating Providers

For those agencies who are collecting information in HMIS, HMIS will be the only source of data for the PIT Count submission. To prepare for the report pull, please do the following:

- i. Ensure all entry/exits are completed in Clarity. Only active clients should be open on the PIT date night for the purposes of the report.
- ii. Run an APR [HUDX-227] in Clarity on the PIT date night to ensure all errors are accounted for. Specifically, ensure that all households are entered into your programs correctly and that disability/domestic violence information is accurate.
  - For programs that require housing move in dates, this is how an inventory is determined. For example, a RRH project might be serving 200 people but only 100 have a housing move in date in HMIS. The inventory will be reflected as 100. Be sure that housing move in dates are entered and accurate.
- iii. Confirm that your data is accurate by sending an email to Nicholas Butina at [nbutina@cuyahogacounty.us](mailto:nbutina@cuyahogacounty.us) by **2/4/2022**.

Any discrepancies, deficiencies, or other data issues will be addressed by OHS staff with HMIS Agency Administrators.

### 3e. Sheltered Count Data Collection Process for Non-HMIS-Participating Providers

For those agencies who are not collecting data in HMIS, a report must be submitted to OHS from a comparable database with the required data elements listed in item 3c above. The report should be for the PIT date night and only include those individuals who were in a bed dedicated for homeless persons. This report should be submitted to Nicholas Butina at [nbutina@cuyahogacounty.us](mailto:nbutina@cuyahogacounty.us) by **2/4/2022**.

If no comparable database is being used to track this data, please contact OHS to request an exception for reporting the data needed.

### 3f. Unsheltered Count Data Collection Process

Prior to the PIT date, OHS will convene a meeting with outreach providers and other volunteer groups to discuss the unsheltered PIT count plan. This will include review & training of the PIT Street Card, identification of needs, locations to be surveyed, and other potential collection issues. A map of known locations and a deployment strategy will be developed for outreach workers/volunteers to conduct surveys.

Starting at 8p on the PIT date (1/25/2022) and ending at 8am on the following date, the unsheltered count will be conducted. Each unsheltered person will have a PIT Street Card (see Appendix A) filled out with their information. These cards will be submitted to OHS following the count.

OHS staff will review the PIT Street Cards. Duplicated clients counted within the unsheltered count will be deduplicated. Any individuals who are identified as active in a shelter project within HMIS will be removed from the unsheltered count. Any cards that have incomplete data will be discarded.



## Appendix A – PIT Street Card

**ONE FORM PER PERSON**

**2022 UNSHELTERED**

➤ Have you already completed one of these cards?     Yes     No

| PM Survey (night of 1/25), Where are you staying tonight? / AM Survey (morning of 1/26), Where did you stay last night? |   |                                   |
|---|---|-----------------------------------|
| <input type="radio"/> Street/Abandoned Building/Vehicle/Camp  | <input type="radio"/> Staying at Family/Friends Residence |                                   |
| <input type="radio"/> Shelter   | <input type="radio"/> Motel/Hotel                         | <input type="radio"/> Other _____ |

How many **TIMES** have you been homeless in the past three (3) years?     1<sup>st</sup> Time     1-3     4 or more

How many **MONTHS** have you been homeless in the past three (3) years?     Less than 1     1-3     4-6     7-9     10-11     12 +

| Individual/Household Information <i>(Please complete a separate survey for each HH member)</i>   |  |
|--|--|
| Are you single or part of a family? <input type="radio"/> Single <input type="radio"/> Family  |  |
| <b>If family</b> , how many people are in your household?    Adults: _____    Children: _____  |  |
| First Name (or initial): _____   | Last Name (or initial): _____  |
| Age: _____    Date of Birth: _____   | <i>If refused, please estimate age grouping:</i> Under 18 _____ 18-24 _____ 25+ _____        |
| Veteran? <input type="radio"/> Yes <input type="radio"/> No  |  |
| Gender? <input type="radio"/> Male <input type="radio"/> Female <input type="radio"/> Transgender <input type="radio"/> Doesn't Identify as M, F, or TG <input type="radio"/> Refused                                |  |
| Race? <input type="radio"/> Black/AA <input type="radio"/> White/CA <input type="radio"/> Asian <input type="radio"/> American Indian/Alaska Native <input type="radio"/> Multiple Races <input type="radio"/> Other |  |
| Ethnicity? <input type="radio"/> Non-Hispanic/Latino <input type="radio"/> Hispanic/Latino   | Are you <i>fleeing</i> Domestic Violence? <input type="radio"/> Yes <input type="radio"/> No |

| Disabilities <i>(Circle all that apply or "None Apply")</i> |                 |                     |                       |          |
|---|-----------------|---------------------|-----------------------|----------|
| NONE APPLY  | Substance Abuse | Physical Disability | Mental Health Problem | HIV/AIDS |

# Federal Benchmarks Generation Tool Ver. 2.2 11/01/2018

|  |  |                                 |  |   |   |
|--|--|---------------------------------|--|---|---|
| Number of Veterans experiencing homelessness as of end date of report: <b>90</b> | <b>To Use:</b> Enter an "End Date" and click "Calculate Benchmarks" for results. See <i>Instructions</i> tab for further guidance. | <b>90 day look-back period:</b> | <b>Start Date</b><br><input style="width: 100%;" type="text" value="10/2/2021"/> | <b>End Date</b><br><input style="width: 100%;" type="text" value="12/31/2021"/> | <input style="width: 100%; background-color: #00FF00; color: white; border: none;" type="button" value="Calculate Benchmarks"/> |
|--|--|---------------------------------|--|---|---|

**A. Have you ended chronic and long-term homelessness among Veterans in your community?**  
*Target: Zero chronic and long-term homeless Veterans as of date of review, with exceptions indicated below.*

|   |  |          | Data Point |
|---|--|----------|------------|
| Total number of chronic and long-term homeless Veterans who are not in permanent housing as of end date above:  |  | 7        | A1         |
| Exempted Group One  | Total number of chronic and long-term homeless Veterans who have been offered, but not yet accepted a PH intervention offer and where the last PH intervention offer was within 14 days of the end of the 90 day look-back period:                                     | 5        | A2         |
| Exempted Group Two  | Total number of chronic and long-term homeless Veterans who have been offered a PH intervention, but have chosen to enter service-intensive transitional housing in order to appropriately address a clinical need, prior to entering a permanent housing destination: | 2        | A3         |
| Exempted Group Three  | Total number of chronic and long-term homeless Veterans who have accepted a PH intervention offer, but not yet entered permanent housing and where the first acceptance of a PH intervention offer occurred during the 90 day look-back period:                        | 0        | A4         |
| <b>Total Chronic and Long-Term Homeless Veterans - Total Number of Veterans in Exempted Groups 1, 2 and 3 =</b> |  | <b>2</b> |            |

**Benchmark A achieved?**

**B. Do Veterans have quick access to permanent housing?**  
*Target: For homeless Veterans placed in PH in last 90 days, excluding exceptions indicated below, the average time from date of identification to date of PH move-in is less than or equal to 90 days.*

|  |            |    |
|--|------------|----|
| Total number of <u>Veterans</u> who moved into permanent housing   | 41         | B1 |
| - <b>Exemption Group 2: Do NOT include</b> people who were offered a permanent housing intervention but chose to enter a service-intensive transitional housing project prior to entering a permanent housing destination. <b>Number of Veterans offered PH intervention, but declined the offer and chose TH prior to PH destination:</b>   | 26         | B2 |
| <b>Total <u>net</u> number of Veterans who moved into permanent housing (B1 - B2):</b>   | 15         | B3 |
| Total number of <u>days</u> it takes for all Veterans who become homeless to enter permanent housing<br>- <b>Days between date of identification to PH move-in for all Vet PH exiters. <u>Exemption Group 1:</u></b> For any Veteran who was identified and offered a permanent housing intervention, but did not initially accept the offer, include only the time from when they accepted the intervention until they moved into housing. <b>Total days:</b> | 1692       | B4 |
| <b>Total Number of Days ÷ by Total Net Number of Veterans =</b>  | <b>113</b> |    |

**Benchmark B achieved?**

**C. Does the community have sufficient permanent housing capacity?**  
*Target: In the last 90 days, the total number of homeless Veterans moving in to permanent housing is greater than or equal to the total number of newly identified homeless Veterans.*

|   |    |    |
|---|----|----|
| The total number of Veterans exiting homelessness to permanent housing: | 41 | C1 |
| The total number of newly Identified homeless Veterans:                 | 51 | C2 |

**Benchmark C achieved?**

**D. Is the community committed to Housing First and provides service-intensive transitional housing to Veterans experiencing homelessness only in limited instances?**  
*Target: In the last 90 days, the total number of homeless Veterans entering service-intensive transitional housing is less than the total number of newly identified homeless Veterans.*

|   |    |    |
|---|----|----|
| The total number of Veterans entering service-intensive transitional housing: | 29 | D1 |
| The total number of newly Identified homeless Veterans:                       | 51 | D2 |

**Benchmark D achieved?**

OHS Advisory Board Meeting: Rapid Re-Housing Program Data  
January 20, 2022

**2020 & 2021 Quarter Comparison of Passed Inspections/Housed**

|                       | Adult-Families | Youth-Families | Adult-Singles | Youth-Singles   | TOTAL      |
|-----------------------|----------------|----------------|---------------|---|------------|
| Jan 2020 – Mar 2020   | 63             | 10             | 50            | 17  | 140        |
| Apr 2020 – Jun 2020   | 53             | 13             | 44            | 11  | 121        |
| July 2020 – Sept 2020 | 31             | 7              | 29            | 10  | 77         |
| Oct 2020 – Dec 2020   | 38             | 6              | 53            | 9   | 106        |
|                       |                |                |               | <b>2020 1<sup>st</sup> 2<sup>nd</sup> 3<sup>rd</sup> &amp; 4<sup>th</sup> Quarter Total:</b>  | <b>444</b> |
| Jan 2021 – Mar 2021   | 34             | 10             | 23            | 3   | 70         |
| Apr 2021 – Jun 2021   | 32             | 3              | 27            | 7   | 69         |
| July 2021 – Sept 2021 | 32             | 3              | 21            | 3   | 59         |
| Oct 2021 – Dec 2021   | 41             | 5              | 21            | 11  | 78         |
|                       |                |                |               | <b>2021 1<sup>st</sup>, 2<sup>nd</sup> 3<sup>rd</sup> &amp; 4<sup>th</sup> Quarter Total:</b> | <b>354</b> |

**10/11/21 – 1/7/21**

**# of new referrals processed/clients' enrolled in RRH:**

|                     | Adult-Families | Youth-Families | Adult-Singles | Youth-Singles | TOTAL |
|---------------------|----------------|----------------|---------------|---------------|-------|
| 10/11/21 – 10/15/21 | 7              | 0              | 7             | 0             | 14    |
| 10/18/21 – 10/22/21 | 3              | 1              | 5             | 2             | 11    |
| 10/25/21 – 10/29/21 | 2              | 0              | 0             | 0             | 2     |
| 11/1/21 – 11/5/21   | 4              | 1              | 7             | 0             | 12    |
| 11/8/21 – 11/12/21  | 2              | 0              | 1             | 0             | 3     |
| 11/15/21 – 11/19/21 | 5              | 1              | 5             | 0             | 11    |
| 11/22/21 – 11/26/21 | 0              | 0              | 4             | 4             | 8     |
| 11/29/21 – 12/3/21  | 2              | 0              | 2             | 0             | 4     |
| 12/6/21 – 12/10/21  | 2              | 0              | 4             | 0             | 6     |
| 12/13/21 – 12/17/21 | 7              | 2              | 10            | 3             | 22    |
| 12/20/21 – 12/25/21 | 4              | 1              | 5             | 0             | 9     |
| 12/27/21 – 12/31/21 | 1              | 0              | 0             | 0             | 1     |
| 1/3/22 – 1/7/22     | 3              | 0              | 6             | 4             | 13    |

**# of new referrals processed/clients' enrolled in DV-HT RRH:**

|                     | DV/HT Adult-Families | DV/HT Youth-Families | DV/HT Adult-Singles | DV/HT Youth-Singles | TOTAL |
|---------------------|----------------------|----------------------|---------------------|---------------------|-------|
| 10/11/21 – 10/15/21 | 3                    | 0                    | 3                   | 0                   | 6     |
| 10/18/21 – 10/22/21 | 3                    | 0                    | 1                   | 0                   | 4     |
| 10/25/21 – 10/29/21 | 0                    | 0                    | 0                   | 0                   | 0     |
| 11/1/21 – 11/5/21   | 5                    | 0                    | 0                   | 0                   | 5     |
| 11/8/21 – 11/12/21  | 1                    | 0                    | 0                   | 0                   | 1     |
| 11/15/21 – 11/19/21 | 0                    | 0                    | 0                   | 0                   | 0     |
| 11/22/21 – 11/26/21 | 3                    | 3                    | 0                   | 0                   | 6     |
| 11/29/21 – 12/3/21  | 0                    | 0                    | 0                   | 0                   | 0     |
| 12/6/21 – 12/10/21  | 0                    | 0                    | 0                   | 0                   | 0     |
| 12/13/21 – 12/17/21 | 4                    | 1                    | 1                   | 0                   | 6     |
| 12/20/21 – 12/25/21 | 3                    | 0                    | 0                   | 0                   | 3     |
| 12/27/21 – 12/31/21 | 0                    | 0                    | 0                   | 0                   | 0     |
| 1/3/22 – 1/7/22     | 2                    | 0                    | 1                   | 0                   | 3     |

OHS Advisory Board Meeting: Rapid Re-Housing Program Data  
January 20, 2022

**# currently in housing search RRH:**

|                     | Adult-Families | Youth-Families | Adult-Singles | Youth-Singles | TOTAL |
|---------------------|----------------|----------------|---------------|---------------|-------|
| 10/11/21 – 10/15/21 | 40             | 9              | 28            | 15            | 92    |
| 10/18/21 – 10/22/21 | 38             | 8              | 30            | 16            | 92    |
| 10/25/21 – 10/29/21 | 38             | 7              | 31            | 16            | 92    |
| 11/1/21 – 11/5/21   | 37             | 7              | 31            | 16            | 91    |
| 11/8/21 – 11/12/21  | 37             | 5              | 29            | 15            | 86    |
| 11/15/21 – 11/19/21 | 39             | 5              | 29            | 14            | 87    |
| 11/22/21 – 11/26/21 | 41             | 4              | 29            | 15            | 89    |
| 11/29/21 – 12/3/21  | 38             | 3              | 28            | 15            | 84    |
| 12/6/21 – 12/10/21  | 37             | 4              | 29            | 15            | 85    |
| 12/13/21 – 12/17/21 | 38             | 5              | 29            | 16            | 88    |
| 12/20/21 – 12/25/21 | 40             | 5              | 28            | 16            | 89    |
| 12/27/21 – 12/31/21 | 42             | 5              | 29            | 16            | 92    |
| 1/3/22 – 1/7/22     | 44             | 5              | 34            | 16            | 99    |

**# currently in housing search DV-HT RRH:**

|                     | DV/HT Adult-Families | DV/HT Youth-Families | DV/HT Adult-Singles | DV/HT Youth-Singles | TOTAL |
|---------------------|----------------------|----------------------|---------------------|---------------------|-------|
| 10/11/21 – 10/15/21 | 32                   | 1                    | 11                  | 3                   | 47    |
| 10/18/21 – 10/22/21 | 31                   | 1                    | 11                  | 3                   | 46    |
| 10/25/21 – 10/29/21 | 31                   | 1                    | 9                   | 3                   | 44    |
| 11/1/21 – 11/5/21   | 30                   | 1                    | 8                   | 2                   | 41    |
| 11/8/21 – 11/12/21  | 29                   | 1                    | 8                   | 2                   | 40    |
| 11/15/21 – 11/19/21 | 29                   | 1                    | 8                   | 2                   | 40    |
| 11/22/21 – 11/26/21 | 28                   | 4                    | 8                   | 1                   | 41    |
| 11/29/21 – 12/3/21  | 27                   | 4                    | 7                   | 1                   | 40    |
| 12/6/21 – 12/10/21  | 27                   | 4                    | 7                   | 1                   | 39    |
| 12/13/21 – 12/17/21 | 25                   | 4                    | 7                   | 1                   | 37    |
| 12/20/21 – 12/25/21 | 26                   | 4                    | 6                   | 0                   | 36    |
| 12/27/21 – 12/31/21 | 25                   | 4                    | 6                   | 0                   | 35    |
| 1/3/22 – 1/7/22     | 23                   | 4                    | 6                   | 0                   | 33    |

**# RFLAs Received/Processed RRH**

|                     | Adult-Families | Youth-Families | Adult-Singles | Youth-Singles | TOTAL |
|---------------------|----------------|----------------|---------------|---------------|-------|
| 10/11/21 – 10/15/21 | 7              | 3              | 5             | 1             | 16    |
| 10/18/21 – 10/22/21 | 3              | 1              | 2             | 2             | 8     |
| 10/25/21 – 10/29/21 | 3              | 2              | 4             | 2             | 11    |
| 11/1/21 – 11/5/21   | 4              | 0              | 3             | 1             | 8     |
| 11/8/21 – 11/12/21  | 4              | 0              | 7             | 3             | 14    |
| 11/15/21 – 11/19/21 | 5              | 1              | 10            | 1             | 17    |
| 11/22/21 – 11/26/21 | 2              | 0              | 1             | 1             | 4     |
| 11/29/21 – 12/3/21  | 2              | 4              | 1             | 2             | 9     |
| 12/6/21 – 12/10/21  | 4              | 0              | 1             | 1             | 6     |
| 12/13/21 – 12/17/21 | 8              | 2              | 2             | 1             | 13    |
| 12/20/21 – 12/25/21 | 2              | 1              | 1             | 1             | 5     |
| 12/27/21 – 12/31/21 | 3              | 0              | 6             | 0             | 9     |
| 1/3/22 – 1/7/22     | 5              | 0              | 2             | 2             | 9     |

OHS Advisory Board Meeting: Rapid Re-Housing Program Data  
January 20, 2022

**# of RFLA Received/Processed DV-HT RRH:**

|                     | DV/HT Adult-Families | DV/HT Youth-Families | DV/HT Adult-Singles | DV/HT Youth-Singles | TOTAL |
|---------------------|----------------------|----------------------|---------------------|---------------------|-------|
| 10/11/21 – 10/15/21 | 6                    | 1                    | 1                   | 0                   | 8     |
| 10/18/21 – 10/22/21 | 7                    | 0                    | 1                   | 0                   | 8     |
| 10/25/21 – 10/29/21 | 2                    | 0                    | 1                   | 0                   | 3     |
| 11/1/21 – 11/5/21   | 5                    | 1                    | 1                   | 0                   | 7     |
| 11/8/21 – 11/12/21  | 3                    | 1                    | 0                   | 0                   | 4     |
| 11/15/21 – 11/19/21 | 3                    | 0                    | 0                   | 0                   | 3     |
| 11/22/21 – 11/26/21 | 3                    | 0                    | 0                   | 0                   | 3     |
| 11/29/21 – 12/3/21  | 2                    | 1                    | 0                   | 0                   | 3     |
| 12/6/21 – 12/10/21  | 4                    | 0                    | 1                   | 0                   | 5     |
| 12/13/21 – 12/17/21 | 4                    | 0                    | 1                   | 0                   | 5     |
| 12/20/21 – 12/25/21 | 1                    | 1                    | 1                   | 0                   | 3     |
| 12/27/21 – 12/31/21 | 1                    | 0                    | 0                   | 0                   | 1     |
| 1/3/22 – 1/7/22     | 5                    | 1                    | 3                   | 0                   | 8     |

**# of Passed Inspections RRH:**

|                     | Adult-Families | Youth-Families | Adult-Singles | Youth-Singles | TOTAL |
|---------------------|----------------|----------------|---------------|---------------|-------|
| 10/11/21 – 10/15/21 | 1              | 0              | 0             | 1             | 2     |
| 10/18/21 – 10/22/21 | 2              | 0              | 3             | 0             | 5     |
| 10/25/21 – 10/29/21 | 0              | 1              | 2             | 1             | 4     |
| 11/1/21 – 11/5/21   | 0              | 1              | 0             | 1             | 2     |
| 11/8/21 – 11/12/21  | 1              | 0              | 1             | 0             | 2     |
| 11/15/21 – 11/19/21 | 1              | 1              | 6             | 1             | 9     |
| 11/22/21 – 11/26/21 | 2              | 0              | 0             | 0             | 2     |
| 11/29/21 – 12/3/21  | 1              | 0              | 1             | 1             | 3     |
| 12/6/21 – 12/10/21  | 1              | 0              | 1             | 1             | 3     |
| 12/13/21 – 12/17/21 | 1              | 0              | 0             | 2             | 3     |
| 12/20/21 – 12/25/21 | 2              | 0              | 0             | 1             | 3     |
| 12/27/21 – 12/31/21 | 1              | 0              | 0             | 0             | 1     |
| 1/3/22 – 1/7/22     | 4              | 1              | 5             | 1             | 11    |

**# of Passed Inspections DV-HT RRH:**

|                     | DV/HT Adult-Families | DV/HT Youth-Families | DV/HT Adult-Singles | DV/HT Youth-Singles | TOTAL |
|---------------------|----------------------|----------------------|---------------------|---------------------|-------|
| 10/11/21 – 10/15/21 | 1                    | 0                    | 0                   | 0                   | 1     |
| 10/18/21 – 10/22/21 | 2                    | 0                    | 1                   | 1                   | 4     |
| 10/25/21 – 10/29/21 | 1                    | 0                    | 1                   | 0                   | 2     |
| 11/1/21 – 11/5/21   | 1                    | 0                    | 0                   | 0                   | 1     |
| 11/8/21 – 11/12/21  | 1                    | 1                    | 0                   | 0                   | 2     |
| 11/15/21 – 11/19/21 | 4                    | 0                    | 0                   | 0                   | 4     |
| 11/22/21 – 11/26/21 | 3                    | 0                    | 0                   | 0                   | 3     |
| 11/29/21 – 12/3/21  | 3                    | 0                    | 2                   | 0                   | 5     |
| 12/6/21 – 12/10/21  | 1                    | 0                    | 0                   | 0                   | 1     |
| 12/13/21 – 12/17/21 | 4                    | 0                    | 1                   | 0                   | 5     |
| 12/20/21 – 12/25/21 | 1                    | 0                    | 0                   | 0                   | 1     |
| 12/27/21 – 12/31/21 | 1                    | 0                    | 0                   | 0                   | 1     |
| 1/3/22 – 1/7/22     | 3                    | 0                    | 0                   | 0                   | 3     |

OHS Advisory Board Meeting: Rapid Re-Housing Program Data  
January 20, 2022

**# Receiving RRH Rental Assistance by Month as of 1/7/22:**

**189 Households**

|              | # Families | # Youth Singles | # Adult Singles |
|--------------|------------|-----------------|-----------------|
| Month 1      | 5          | 1               | 5               |
| Month 2      | 5          | 3               | 1               |
| Month 3      | 7          | 3               | 8               |
| Month 4      | 10         | 4               | 7               |
| Month 5      | 7          | 2               | 10              |
| Month 6      | 8          | 0               | 5               |
| Month 7      | 5          | 1               | 3               |
| Month 8      | 5          | 0               | 0               |
| Month 9      | 9          | 3               | 9               |
| Month 10     | 12         | 2               | 4               |
| Month 11     | 3          | 3               | 2               |
| Month 12     | 11         | 0               | 2               |
| Month 13     | 4          | 1               | 0               |
| Month 14     | 2          | 1               | 2               |
| Month 15     | 3          | 0               | 1               |
| Month 16     | 6          | 0               | 0               |
| Month 17     | 2          | 0               | 0               |
| Month 18     | 0          | 0               | 0               |
| Month 19     | 0          | 0               | 0               |
| Month 20     | 2          | 0               | 0               |
| <b>TOTAL</b> | <b>106</b> | <b>24</b>       | <b>59</b>       |

**# Receiving DV-HT RRH Rental Assistance by Month as of 1/7/22:**

**84 Households**

|              | # DV-HT Families | # DV-HT Youth Singles | # DV-HT Adult Singles |
|--------------|------------------|-----------------------|-----------------------|
| Month 1      | 3                | 0                     | 0                     |
| Month 2      | 7                | 0                     | 2                     |
| Month 3      | 12               | 1                     | 1                     |
| Month 4      | 4                | 1                     | 3                     |
| Month 5      | 3                | 0                     | 3                     |
| Month 6      | 7                | 0                     | 0                     |
| Month 7      | 4                | 0                     | 0                     |
| Month 8      | 6                | 1                     | 1                     |
| Month 9      | 4                | 0                     | 0                     |
| Month 10     | 1                | 0                     | 3                     |
| Month 11     | 8                | 0                     | 2                     |
| Month 12     | 2                | 1                     | 0                     |
| Month 13     | 0                | 0                     | 3                     |
| Month 14     | 0                | 0                     | 1                     |
| <b>Total</b> | <b>61</b>        | <b>4</b>              | <b>19</b>             |

# December 2021 Data

## Young Adult By-Name-List

### Total Active Youth – 158

Active on the 1<sup>st</sup> – 118  
New to Shelter – 31  
Returned to Shelter – 9

Sheltered Youth – 135  
Unsheltered Youth – 16  
Unknown Youth – 7

#### Race:

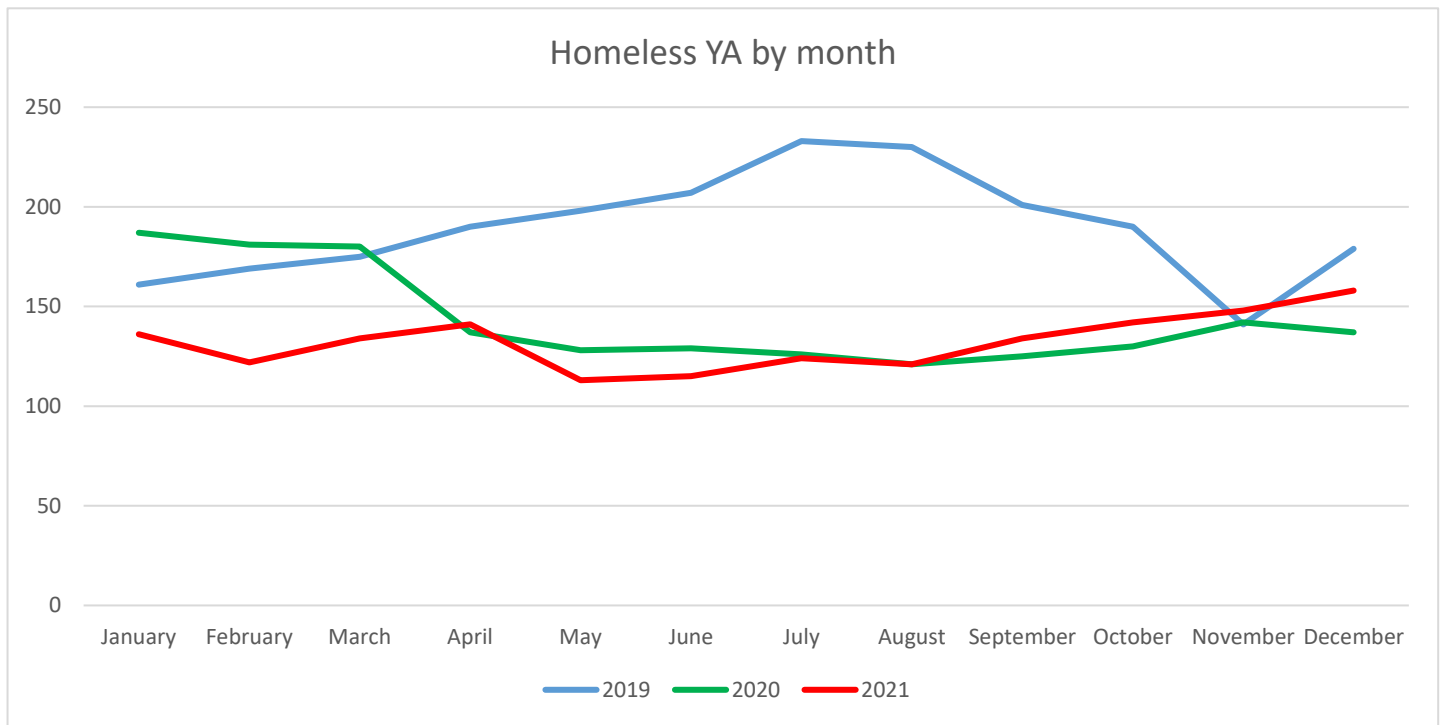
Black – 116  
White – 18  
Hispanic – 10  
Multiracial – 8  
Unknown - 6

#### Gender:

Male – 58  
Female – 94  
Transgender – 6

#### Orientation:

LGBTQ – 17  
Non- LGBTQ – 68  
Unknown – 73



### November Shelter Exits – 30

#### Total Permanent Exits –14

Family/Friends: 5  
Perm. Voucher: 4  
RRH: 4  
Public Housing: 1

#### Total Non-Permanent Exits – 15

WA-Unknown: 15

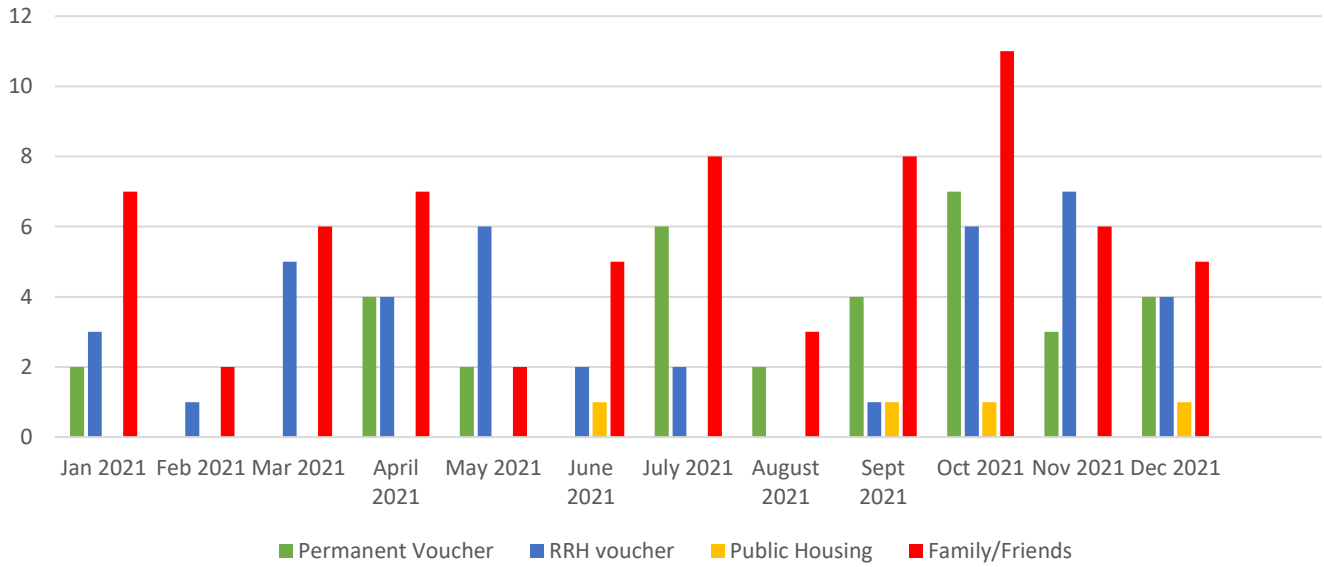
### Other Exits - 1

No longer meets Pop Criteria: 1

### YA Returning to Shelter (November) – 9

Returned from:  
Family/Friends: 4  
Unknown: 3  
Rental: 1  
Hotel/Motel: 1

### YA Permanent Exit Destinations, 2021



### YA Permanent Exit Destinations, 2020

