

AGENDA

CUYAHOGA COUNTY COMMITTEE OF THE WHOLE MEETING
MONDAY, NOVEMBER 14, 2011
CUYAHOGA COUNTY JUSTICE CENTER
COUNCIL CHAMBERS – 1ST FLOOR
1:00 PM – 6:00 PM

1. CALL TO ORDER

2. ROLL CALL

3. PUBLIC COMMENT RELATED TO THE AGENDA

4. APPROVAL OF MINUTES

- a) November 7, 2011
- b) November 9, 2011

5. MATTERS REFERRED TO COMMITTEE

- a) R2011-0291: A Resolution adopting the 2012/2013 Biennial Operating Budget and Capital Improvements Program, and declaring the necessity that this Resolution become immediately effective.

- 1) Discussion of proposed budget amendments

Committee Assignment and Chair: Finance & Budgeting – Miller

- b) O2011-0049: An Ordinance authorizing the County Executive to establish an Economic Development Fund for the purpose of investing in job growth and economic development in Cuyahoga County; and declaring the necessity that this Ordinance become immediately effective.

- 1) Matt Rubino, Director, Office of Budget & Management
- 2) Nate Kelly, Deputy Chief of Staff, Development
- 3) Larry Benders, Director, Department of Development


Committee Assignment and Chair: Economic Development & Planning – Schron

6. MISCELLANEOUS BUSINESS

7. OTHER PUBLIC COMMENT

8. ADJOURNMENT

*In accordance with Ordinance No. O2011-0020, complimentary parking for the public will be available **beginning at 4:00 p.m.** on any day when the Council or any of its committees holds evening meetings. Please see the Clerk to obtain a parking pass.



MINUTES

CUYAHOGA COUNTY COMMITTEE OF THE WHOLE MEETING
MONDAY, NOVEMBER 7, 2011
CUYAHOGA COUNTY JUSTICE CENTER
COUNCIL CHAMBERS – 1ST FLOOR
1:00 PM – 6:00 PM

1. CALL TO ORDER

At the request of Council President Connally, the meeting was called to order by Councilmember Miller, Chairman of the Finance & Budgeting Committee, at 1:06 p.m.

2. ROLL CALL

Chairman Miller asked the Clerk to call the roll. Councilmembers Schron, Conwell, Jones, Rogers, Greenspan, Miller, Brady, Germana, Gallagher and Connally were in attendance and a quorum was determined. Ms. Simon entered the meeting shortly after the roll call was taken.

3. PUBLIC COMMENT RELATED TO THE AGENDA

Ms. Patricia Morgan, representing the Metro Community Advisory Council, addressed the Committee regarding issues of concern to her relating to The MetroHealth System budget.

Ms. Gloria Aron, representing Community Partners for Affordable Health Care, addressed the Committee regarding issues of concern to her relating to The MetroHealth System budget.

Dr. Ted Parran, representing St. Vincent Charity Medical Center, addressed the Committee regarding issues of concern to him relating to the Alcohol, Drug Addiction & Mental Health Services Board of Cuyahoga County budget.

Mr. Charles See, representing the Community Re-Entry Program, addressed the Committee regarding issues of concern to him relating to the Alcohol, Drug Addiction & Mental Health Services Board of Cuyahoga County budget.

4. APPROVAL OF MINUTES

a) October 31, 2011

A motion was made by Mr. Brady, seconded by Mr. Jones and approved by unanimous vote to approve the minutes of the October 31, 2011 meeting.

b) November 1, 2011

A motion was made by Ms. Connally, seconded by Mr. Schron and approved by unanimous vote to approve the minutes of the November 1, 2011 meeting.

5. MATTERS REFERRED TO COMMITTEE

Mr. Miller turned the gavel over to Mr. Brady, Chair of the Health, Human Services & Aging Committee, to preside over the meeting.

a) R2011-0291: A Resolution adopting the 2012/2013 Biennial Operating Budget and Capital Improvements Program, and declaring the necessity that this Resolution become immediately effective.

1) The MetroHealth System (Mark Moran)

Mr. Mark Moran, President and Chief Executive Officer of The MetroHealth System, addressed the Committee regarding budget requests for The MetroHealth System. Discussion ensued.

Councilmembers asked questions of Mr. Moran pertaining to the item, which he answered accordingly.

A brief recess was taken by the Committee, after which Chairman Brady reconvened the meeting.

2) Alcohol, Drug Addiction & Mental Health Services Board of Cuyahoga County (William Denihan)

Mr. William Denihan, Executive Director of the Alcohol, Drug Addiction & Mental Health Services (ADAMHS) Board of Cuyahoga County, addressed the Committee regarding budget requests for the ADAMHS Board. Discussion ensued.

Councilmembers asked questions of Mr. Denihan pertaining to the item, which he answered accordingly.

3) Cuyahoga County Board of Developmental Disabilities (Terrence Ryan)

Dr. Terrence Ryan, Superintendent of the Cuyahoga County Board of Developmental Disabilities, addressed the Committee regarding budget requests for the Board of Developmental Disabilities. Discussion ensued.

Councilmembers asked questions of Dr. Ryan pertaining to the item, which he answered accordingly.

4) Cuyahoga County District Board of Health (Terrence Allan)

Mr. Terrence Allan, Health Commissioner of the Cuyahoga County District Board of Health, addressed the Committee regarding budget requests for the Board of Health. Discussion ensued.

Councilmembers asked questions of Mr. Allan pertaining to the item, which he answered accordingly.

Chairman Brady then returned the gavel to Mr. Miller to preside over the remainder of the meeting.

6. MISCELLANEOUS BUSINESS

Chairman Miller requested that Councilmembers bring two copies of their budget comments and recommendations to the Wednesday, November 9, 2011 Committee of the Whole meeting. Staff will then copy and distribute to Councilmembers and the public.


7. OTHER PUBLIC COMMENT

Ms. Molly Brudnick, representing the Ohio National Association of Social Workers, addressed the Committee regarding issues of concern to her relating to the Health and Human Services Levy and requested that Council consider increasing the levy rate.

Mr. Rico Dancy addressed the Committee regarding issues of concern to him relating to the closing of the Ohio Rehabilitation Service Commission Center in Lakewood.

8. ADJOURNMENT

With no further business to discuss and on a motion by Mr. Greenspan with a second by Mr. Germana, the meeting was adjourned at 6:04 p.m., without objection.



MINUTES

CUYAHOGA COUNTY COMMITTEE OF THE WHOLE MEETING
WEDNESDAY, NOVEMBER 9, 2011
CUYAHOGA COUNTY JUSTICE CENTER
COUNCIL CHAMBERS – 1ST FLOOR
2:00 PM

1. CALL TO ORDER

At the request of Council President Connally, the meeting was called to order by Councilmember Miller, Chairman of the Finance & Budgeting Committee, at 2:05 p.m.

2. ROLL CALL

Chairman Miller asked the Clerk to call the roll. Councilmembers Conwell, Jones, Simon, Greenspan, Miller, Brady, Germana, Gallagher, Schron and Connally, were in attendance and a quorum was determined. Mr. Rogers entered the meeting shortly after the roll call was taken.

3. PUBLIC COMMENT RELATED TO THE AGENDA

The following citizens addressed Council in support of the additional funding for the Alcohol, Drug Addiction & Mental Health Services Board of Cuyahoga County budget.

- a) **Dr. Patrick Runnels, Medical Director for the Center for Families and Children**
- b) **Mr. Rick Oliver, representing Mental Health Services, Inc.**
- c) **Mr. Bari Goggins, representing Beech Brook**
- d) **The Honorable K.J. Montgomery, representing the Cuyahoga County Mental Health Court Initiative. Judge Montgomery also addressed funding relating to re-entry programs.**
- e) **Mr. Carlos Ivan Ramos, representing the Hispanic Urban Minority Alcoholism and Drug Abuse Outreach Program**
- f) **State Senator Bob Spada, representing the National Alliance on Mental Illness of Ohio**
- g) **Ms. Maureen Dee, representing Catholic Charities Services Corporation**

4. MATTERS REFERRED TO COMMITTEE

Ms. Jeanne Schmotzer, Clerk of Council, read Resolution No. R2011-0291 into the record.

- a) **R2011-0291: A Resolution adopting the 2012/2013 Biennial Operating Budget and Capital Improvements Program, and declaring the necessity that this Resolution become immediately effective.**

- 1) Public hearing
- 2) Departmental updates/Follow-up from hearings
- 3) Committee discussion regarding decision items

Councilmembers presented their recommendations for additions and deletions to the 2012/2013 Biennial Budget. Discussion ensued.

Mr. Matt Carroll, Chief of Staff for the County Executive, presented budget recommendations on behalf of the administration. Discussion ensued.

Councilmembers asked questions of Mr. Carroll pertaining to the recommendations, which he answered accordingly.

Mr. Rick Werner, Director of Health and Human Services, provided additional information to the Committee pertaining to budget recommendations for the Department of Health and Human Services. Discussion ensued.

Councilmembers asked questions of Mr. Werner pertaining to the recommendations, which he answered accordingly.

Mr. Jeff Mowry, Chief Information Officer, addressed the Committee regarding the information technology capital improvements component of the budget for the Information Services Center. Discussion ensued.

Councilmembers asked questions of Mr. Mowry pertaining to the item, which he answered accordingly.

A brief recess was taken by the Committee, after which Council President Connally reconvened the meeting.

Council President Connally thanked Mr. Miller for organizing the budget hearings and process.

5. MEDICAL MART/CONVENTION CENTER PROJECT UPDATE: 4:00 PM

- a) Jeffrey Appelbaum, Thompson Hine

Mr. Jeffrey Appelbaum updated Council regarding construction progress and budget costs in connection with the Medical Mart/Convention Center Project. Discussion ensued.

Councilmembers asked questions of Mr. Appelbaum pertaining to the project, which he answered accordingly.

- b) Mark Falanga, MMPI

Mr. Mark Falanga updated Council regarding the business plan and marketing potential for future events and conferences in connection with the Medical Mart/Convention Center Project. Discussion ensued.

Councilmembers asked questions of Mr. Falanga pertaining to the project, which he answered accordingly.

c) Anthony Coyne, Group Plan Commission

Mr. Anthony Coyne updated Council regarding the progress and planning in creating a unified downtown public space, including the malls connected to the Medical Mart/Convention Center. Discussion ensued.

Councilmembers asked questions of Mr. Coyne pertaining to the project, which he answered accordingly.

6. MISCELLANEOUS BUSINESS

There was no miscellaneous business.

7. OTHER PUBLIC COMMENT

There was no public comment.

8. ADJOURNMENT

With no further business to discuss and on a motion by Mr. Rogers with a second by Mr. Germana, the meeting was adjourned at 5:45 p.m., without objection.

County Council of Cuyahoga County, Ohio

Resolution No. R2011-0291

Sponsored by: County Executive FitzGerald/Fiscal Officer/Office of Budget & Management	A Resolution adopting the 2012/2013 Biennial Operating Budget and Capital Improvements Program, and declaring the necessity that this Resolution become immediately effective.
---	---

WHEREAS, Article 2, Section 3, Subsections 9 and 10 of the Cuyahoga County Charter directs the County Executive to submit to the Council prior to the beginning of each fiscal year, a proposed operating budget and a capital improvements program for the upcoming fiscal year; and

WHEREAS, Article 3, Section 9, Subsection 5 of the Cuyahoga County Charter gives County Council the power to adopt and amend the County's operating budget and capital improvements program and to make appropriations for the County; and

WHEREAS, County Council enacted Ordinance No. O2011-0036 on September 13, 2011, which established the procedure for a two-year budget, capital improvements and appropriations process with an annual update; and

WHEREAS, Ordinance No. O2011-0036 states that not later than at the first County Council meeting in October of each odd-numbered year, the County Executive shall submit to Council a proposed operating budget and capital improvements program for the two fiscal years beginning January 1 of the year following the submission. The materials submitted shall include all information required by Article 2, Section 3, Subsections 9, 10, and 11 of the Cuyahoga County Charter; and

WHEREAS, Ordinance No. O2011-0036 also states that County Council shall review, amend as needed, and adopt the biennial operating budget and capital improvements program and make all necessary appropriations not later than December 15th of each odd-numbered year.

NOW, THEREFORE, BE IT RESOLVED BY THE COUNTY COUNCIL OF CUYAHOGA COUNTY, OHIO:

SECTION 1. County Council hereby adopts the Cuyahoga County 2012/2013 Biennial Operating Budget and Capital Improvements Program as follows:

2012
Annual
Appropriation 2013
Annual
Appropriation

				2012 Annual Appropriation	2013 Annual Appropriation
Office of the County Executive					
EX016006 Office of the County Executive					
INDEX EX016006	Office of the County Executive	SUBFUND 01A001	Personal Services	1,098,360	1,103,178
INDEX EX016006	Office of the County Executive	SUBFUND 01A001	Other Expenses	626,286	626,286
INDEX EX016006	Office of the County Executive	SUBFUND 01A001	Capital Outlays	2,425	2,425
Total Office of the County Executive				1,727,071	1,731,889
Total Office of the County Executive				1,727,071	1,731,889
County Law Department					
LA000794 County Law Department					
INDEX LA000794	County Law Department	SUBFUND 01A001	Personal Services	850,153	858,945
INDEX LA000794	County Law Department	SUBFUND 01A001	Other Expenses	265,500	267,600
INDEX LA000794	County Law Department	SUBFUND 01A001	Capital Outlays	1,621	1,621
Total County Law Department				1,117,274	1,128,166
Total County Law Department				1,117,274	1,128,166
Human Resources					
HR018010 Human Resources Administration					
INDEX HR018010	Human Resources Administration	SUBFUND 01A001	Personal Services	3,211,844	3,114,252
INDEX HR018010	Human Resources Administration	SUBFUND 01A001	Other Expenses	637,828	637,828
INDEX HR018010	Human Resources Administration	SUBFUND 01A001	Capital Outlays	6,092	6,092
Total Human Resources Administration				3,855,764	3,758,172
ND570002 County Wellness Program					
INDEX ND570002	County Wellness Program	SUBFUND 20A550	Other Expenses	12,000	12,000
Total County Wellness Program				12,000	12,000
Total Human Resources				3,867,764	3,770,172
Development					
DV014100 Economic Development					
INDEX DV014100	Economic Development	SUBFUND 01A001	Personal Services	932,995	944,566
INDEX DV014100	Economic Development	SUBFUND 01A001	Other Expenses	1,586,412	1,586,412
INDEX DV014100	Economic Development	SUBFUND 01A001	Capital Outlays	1,624	1,624
Total Economic Development				2,521,031	2,532,602
DV520692 Development-Revolving Loan Fund					
INDEX DV520692	Development-Revolving Loan Fund	SUBFUND 20D445	Other Expenses	1,997,630	1,997,630
Total Development-Revolving Loan Fund				1,997,630	1,997,630
DV520726 Brownfield Revolving Loan Fund					
INDEX DV520726	Brownfield Revolving Loan Fund	SUBFUND 20D446	Other Expenses	177,024	177,024
Total Brownfield Revolving Loan Fund				177,024	177,024
DV520031 County Airport					
INDEX DV520031	County Airport	SUBFUND 52A100	Personal Services	783,162	785,959
INDEX DV520031	County Airport	SUBFUND 52A100	Other Expenses	764,910	764,910
INDEX DV520031	County Airport	SUBFUND 52A100	Capital Outlays	1,384	1,384
Total County Airport				1,549,456	1,552,253
DV014175 Blue Ribbon Task Force					
INDEX DV014175	Blue Ribbon Task Force	SUBFUND 01A001	Personal Services	81,641	83,314

				2012 Annual Appropriation	2013 Annual Appropriation
Development					
DV014175 Blue Ribbon Task Force					
INDEX DV014175	Blue Ribbon Task Force	SUBFUND 01A001	Other Expenses	791,292	791,292
INDEX DV014175	Blue Ribbon Task Force	SUBFUND 01A001	Capital Outlays	150	150
Total Blue Ribbon Task Force				873,083	874,756
Total Development				7,118,224	7,134,265
Regional Collaboration					
DV014225 Regional Collaboration					
INDEX DV014225	Regional Collaboration	SUBFUND 01A001	Personal Services	218,976	219,488
INDEX DV014225	Regional Collaboration	SUBFUND 01A001	Other Expenses	10,200	10,200
INDEX DV014225	Regional Collaboration	SUBFUND 01A001	Capital Outlays	419	419
Total Regional Collaboration				229,595	230,107
Total Regional Collaboration				229,595	230,107
County Fiscal Office					
FS109611 Fiscal Office Administration					
INDEX FS109611	Fiscal Office Administration	SUBFUND 01A001	Personal Services	700,416	700,416
INDEX FS109611	Fiscal Office Administration	SUBFUND 01A001	Capital Outlays	1,374	1,374
Total Fiscal Office Administration				701,790	701,790
FS109629 Office of Budget & Management					
INDEX FS109629	Office of Budget & Management	SUBFUND 01A001	Personal Services	1,006,125	977,263
INDEX FS109629	Office of Budget & Management	SUBFUND 01A001	Other Expenses	182,844	182,844
INDEX FS109629	Office of Budget & Management	SUBFUND 01A001	Capital Outlays	1,851	1,851
Total Office of Budget & Management				1,190,820	1,161,958
FS109637 Financial Reporting					
INDEX FS109637	Financial Reporting	SUBFUND 01A001	Personal Services	4,316,519	3,934,923
INDEX FS109637	Financial Reporting	SUBFUND 01A001	Other Expenses	3,209,243	3,209,243
INDEX FS109637	Financial Reporting	SUBFUND 01A001	Capital Outlays	7,182	7,182
Total Financial Reporting				7,532,944	7,151,348
FS109686 Operations-Property Valuation					
INDEX FS109686	Operations-Property Valuation	SUBFUND 20A301	Personal Services	1,070,848	921,420
INDEX FS109686	Operations-Property Valuation	SUBFUND 20A301	Other Expenses	2,955,928	2,955,928
INDEX FS109686	Operations-Property Valuation	SUBFUND 20A301	Capital Outlays	1,600	1,600
Total Operations-Property Valuation				4,028,376	3,878,954
FS109645 Operations-Records & Licenses					
INDEX FS109645	Operations-Records & Licenses	SUBFUND 01A001	Personal Services	2,663,806	2,644,762
INDEX FS109645	Operations-Records & Licenses	SUBFUND 01A001	Other Expenses	1,403,498	1,403,498
INDEX FS109645	Operations-Records & Licenses	SUBFUND 01A001	Capital Outlays	6,204	6,204
Total Operations-Records & Licenses				4,073,508	4,054,464
FS109694 Operations-Title Bureau					
INDEX FS109694	Operations-Title Bureau	SUBFUND 20A658	Personal Services	2,891,728	2,894,721
INDEX FS109694	Operations-Title Bureau	SUBFUND 20A658	Other Expenses	1,243,360	1,243,360
INDEX FS109694	Operations-Title Bureau	SUBFUND 20A658	Capital Outlays	4,806	4,806
Total Operations-Title Bureau				4,139,894	4,142,887
FS109702 Operations-Tax Assessments					
INDEX FS109702	Operations-Tax Assessments	SUBFUND 20A301	Personal Services	5,393,224	5,393,224

				2012 Annual Appropriation	2013 Annual Appropriation
County Fiscal Office					
FS109702 Operations-Tax Assessments					
INDEX FS109702	Operations-Tax Assessments	SUBFUND 20A301	Other Expenses	2,996,031	2,996,031
INDEX FS109702	Operations-Tax Assessments	SUBFUND 20A301	Capital Outlays	11,050	11,050
Total Operations-Tax Assessments				8,400,305	8,400,305
FS109660 Treasury Management					
INDEX FS109660	Treasury Management	SUBFUND 01A001	Personal Services	1,426,288	1,345,122
INDEX FS109660	Treasury Management	SUBFUND 01A001	Other Expenses	1,407,755	1,407,755
INDEX FS109660	Treasury Management	SUBFUND 01A001	Capital Outlays	2,862	2,862
Total Treasury Management				2,836,905	2,755,739
FS109710 Treasury DRETAC					
INDEX FS109710	Treasury DRETAC	SUBFUND 20A322	Personal Services	982,375	959,096
INDEX FS109710	Treasury DRETAC	SUBFUND 20A322	Other Expenses	551,222	551,222
INDEX FS109710	Treasury DRETAC	SUBFUND 20A322	Capital Outlays	2,789	2,789
Total Treasury DRETAC				1,536,386	1,513,107
FS109728 Fiscal -Tax Prepayment Special Interest					
INDEX FS109728	Fiscal -Tax Prepayment Special Interest	SUBFUND 20A325	Personal Services	192,943	193,613
INDEX FS109728	Fiscal -Tax Prepayment Special Interest	SUBFUND 20A325	Other Expenses	378,304	378,304
INDEX FS109728	Fiscal -Tax Prepayment Special Interest	SUBFUND 20A325	Capital Outlays	343	343
Total Fiscal -Tax Prepayment Special Interest				571,590	572,260
FS109736 Fiscal -Tax Certificate Admin.					
INDEX FS109736	Fiscal -Tax Certificate Admin.	SUBFUND 20A340	Personal Services	137,328	137,884
INDEX FS109736	Fiscal -Tax Certificate Admin.	SUBFUND 20A340	Other Expenses	348,069	348,069
INDEX FS109736	Fiscal -Tax Certificate Admin.	SUBFUND 20A340	Capital Outlays	235	235
Total Fiscal -Tax Certificate Admin.				485,632	486,188
FS109744 Fiscal-County Land Reutilization Corporation					
INDEX FS109744	Fiscal-County Land Reutilization Corporation	SUBFUND 20AA03	Other Expenses	6,000,000	6,000,000
Total Fiscal-County Land Reutilization Corporation				6,000,000	6,000,000
FS109678 Office of Procurement and Diversity					
INDEX FS109678	Office of Procurement and Diversity	SUBFUND 01A001	Personal Services	1,260,491	1,158,418
INDEX FS109678	Office of Procurement and Diversity	SUBFUND 01A001	Other Expenses	365,024	365,024
INDEX FS109678	Office of Procurement and Diversity	SUBFUND 01A001	Capital Outlays	2,055	2,055
Total Office of Procurement and Diversity				1,627,570	1,525,495
FS109751 Fiscal- Office Supply Contract					
INDEX FS109751	Fiscal- Office Supply Contract	SUBFUND 64A601	Other Expenses	467,090	467,090
Total Fiscal- Office Supply Contract				467,090	467,090
Total County Fiscal Office				43,592,010	42,811,585
Information Services Center					
IS821009 ISC Administration					
INDEX IS821009	ISC Administration	SUBFUND 63A100	Personal Services	8,053,287	8,071,851
INDEX IS821009	ISC Administration	SUBFUND 63A100	Other Expenses	5,564,363	6,207,278
INDEX IS821009	ISC Administration	SUBFUND 63A100	Capital Outlays	264,188	264,188
Total ISC Administration				13,881,838	14,543,317
IS692467 ISC User Supply					
INDEX IS692467	ISC User Supply	SUBFUND 63A100	Other Expenses	287,979	287,979
Total ISC User Supply				287,979	287,979

				2012 Annual Appropriation	2013 Annual Appropriation
Information Services Center					
IS692004 ISC Operations					
INDEX IS692004	ISC Operations	SUBFUND 63A100	Other Expenses	167,104	167,104
Total ISC Operations				167,104	167,104
IS694588 County GIS Management					
INDEX IS694588	County GIS Management	SUBFUND 63A300	Personal Services	300,328	300,887
INDEX IS694588	County GIS Management	SUBFUND 63A300	Other Expenses	440,169	432,669
INDEX IS694588	County GIS Management	SUBFUND 63A300	Capital Outlays	590	590
Total County GIS Management				741,087	734,146
Total Information Services Center				15,078,008	15,732,546
Public Works - Central Services					
CT571000 Central Services Admin.					
INDEX CT571000	Central Services Admin.	SUBFUND 61A607	Personal Services	2,508,042	2,449,006
INDEX CT571000	Central Services Admin.	SUBFUND 61A607	Other Expenses	380,364	380,364
INDEX CT571000	Central Services Admin.	SUBFUND 61A607	Capital Outlays	959	2,316
Total Central Services Admin.				2,889,365	2,832,486
CT575001 Maintenance Garage					
INDEX CT575001	Maintenance Garage	SUBFUND 62A603	Personal Services	374,354	375,483
INDEX CT575001	Maintenance Garage	SUBFUND 62A603	Other Expenses	1,026,633	1,026,633
INDEX CT575001	Maintenance Garage	SUBFUND 62A603	Capital Outlays	577	577
Total Maintenance Garage				1,401,564	1,402,693
CT577106 Risk & Property Management					
INDEX CT577106	Risk & Property Management	SUBFUND 01A001	Personal Services	559,718	541,331
INDEX CT577106	Risk & Property Management	SUBFUND 01A001	Other Expenses	2,490,570	2,490,570
INDEX CT577106	Risk & Property Management	SUBFUND 01A001	Capital Outlays	1,038	1,038
Total Risk & Property Management				3,051,326	3,032,939
CT577353 County Mailroom					
INDEX CT577353	County Mailroom	SUBFUND 65A604	Personal Services	605,716	560,320
INDEX CT577353	County Mailroom	SUBFUND 65A604	Other Expenses	839,837	839,837
INDEX CT577353	County Mailroom	SUBFUND 65A604	Capital Outlays	894	894
Total County Mailroom				1,446,447	1,401,051
CT577551 Fast Copy					
INDEX CT577551	Fast Copy	SUBFUND 64A606	Personal Services	712,053	691,058
INDEX CT577551	Fast Copy	SUBFUND 64A606	Other Expenses	2,492,409	1,941,253
INDEX CT577551	Fast Copy	SUBFUND 64A606	Capital Outlays	35,000	35,000
Total Fast Copy				3,239,462	2,667,311
CT577601 Archives					
INDEX CT577601	Archives	SUBFUND 01A001	Personal Services	263,124	268,269
INDEX CT577601	Archives	SUBFUND 01A001	Other Expenses	723,846	723,846
INDEX CT577601	Archives	SUBFUND 01A001	Capital Outlays	3,715	3,715
Total Archives				990,685	995,830
CT577379 Custodial Services					
INDEX CT577379	Custodial Services	SUBFUND 61A607	Personal Services	6,764,521	6,630,864
INDEX CT577379	Custodial Services	SUBFUND 61A607	Other Expenses	484,314	484,314
INDEX CT577379	Custodial Services	SUBFUND 61A607	Capital Outlays	7,768	7,768
Total Custodial Services				7,256,603	7,122,946

			2012 Annual Appropriation	2013 Annual Appropriation	
Public Works - Central Services					
CT577387 Security Services					
INDEX CT577387	Security Services	SUBFUND 61A607	Other Expenses	0	0
			Total Security Services	0	0
CT577395 Trades Services					
INDEX CT577395	Trades Services	SUBFUND 61A607	Personal Services	8,834,308	8,660,613
INDEX CT577395	Trades Services	SUBFUND 61A607	Other Expenses	948,493	948,493
INDEX CT577395	Trades Services	SUBFUND 61A607	Capital Outlays	17,720	17,720
			Total Trades Services	9,800,521	9,626,826
CT577411 Other Services					
INDEX CT577411	Other Services	SUBFUND 61A607	Other Expenses	16,134,558	16,134,558
			Total Other Services	16,134,558	16,134,558
CT050047 Dog Kennel Operations					
INDEX CT050047	Dog Kennel Operations	SUBFUND 20A302	Personal Services	657,326	659,605
INDEX CT050047	Dog Kennel Operations	SUBFUND 20A302	Other Expenses	837,235	837,235
INDEX CT050047	Dog Kennel Operations	SUBFUND 20A302	Capital Outlays	37,431	37,431
			Total Dog Kennel Operations	1,531,992	1,534,271
CT571125 Huntington Park Garage					
INDEX CT571125	Huntington Park Garage	SUBFUND 51A404	Personal Services	885,258	790,628
INDEX CT571125	Huntington Park Garage	SUBFUND 51A404	Other Expenses	2,129,125	2,129,086
INDEX CT571125	Huntington Park Garage	SUBFUND 51A404	Capital Outlays	1,404	1,404
			Total Huntington Park Garage	3,015,787	2,921,118
			Total Public Works - Central Services	50,758,310	49,672,029
Public Works- County Engineer					
CE835025 County Engineer Admin					
INDEX CE835025	County Engineer Admin	SUBFUND 26A601	Personal Services	5,171,928	4,764,202
INDEX CE835025	County Engineer Admin	SUBFUND 26A601	Other Expenses	1,270,004	1,270,004
INDEX CE835025	County Engineer Admin	SUBFUND 26A601	Capital Outlays	125,000	125,000
			Total County Engineer Admin	6,566,932	6,159,206
CE835249 Cnty Engineer Maintenance Eng					
INDEX CE835249	Cnty Engineer Maintenance Eng	SUBFUND 26A601	Personal Services	5,485,992	5,170,554
INDEX CE835249	Cnty Engineer Maintenance Eng	SUBFUND 26A601	Other Expenses	1,306,212	1,306,212
INDEX CE835249	Cnty Engineer Maintenance Eng	SUBFUND 26A601	Capital Outlays	400,000	400,000
			Total Cnty Engineer Maintenance Eng	7,192,204	6,876,866
CE418053 \$5.00 Fund Road Improvements					
INDEX CE418053	\$5.00 Fund Road Improvements	SUBFUND 26A650	Other Expenses	2,780,000	2,780,000
INDEX CE418053	\$5.00 Fund Road Improvements	SUBFUND 26A650	Capital Outlays	2,480,000	2,480,000
			Total \$5.00 Fund Road Improvements	5,260,000	5,260,000
CE417477 \$7.50 Fund Road Improvements					
INDEX CE417477	\$7.50 Fund Road Improvements	SUBFUND 26A651	Other Expenses	862,562	862,562
INDEX CE417477	\$7.50 Fund Road Improvements	SUBFUND 26A651	Capital Outlays	9,446,464	4,635,000
			Total \$7.50 Fund Road Improvements	10,309,026	5,497,562
			Total Public Works- County Engineer	29,328,162	23,793,634

				2012 Annual Appropriation	2013 Annual Appropriation
Public Works - Sanitary Engineer					
ST540252 Sanitary Engineer Operations					
INDEX ST540252	Sanitary Engineer Operations	SUBFUND 54A100	Personal Services	8,373,968	8,398,330
INDEX ST540252	Sanitary Engineer Operations	SUBFUND 54A100	Other Expenses	2,865,725	2,865,725
INDEX ST540252	Sanitary Engineer Operations	SUBFUND 54A100	Capital Outlays	1,585,000	1,585,000
Total Sanitary Engineer Operations				12,844,693	12,869,055
ST540583 Sanitary Engineer Debt Service					
INDEX ST540583	Sanitary Engineer Debt Service	SUBFUND 54A100	Other Expenses	1,058,470	1,058,470
Total Sanitary Engineer Debt Service				1,058,470	1,058,470
ST540625 Sanitary Eng. Note Retirement					
INDEX ST540625	Sanitary Eng. Note Retirement	SUBFUND 54A901	Other Expenses	324,704	324,704
Total Sanitary Eng. Note Retirement				324,704	324,704
Total Public Works - Sanitary Engineer				14,227,867	14,252,229
County Sheriff					
SH586115 Sheriff - Home Detention Fees					
INDEX SH586115	Sheriff - Home Detention Fees	SUBFUND 20A630	Other Expenses	166,308	166,308
Total Sheriff - Home Detention Fees				166,308	166,308
SH350108 Carrying Concealed Weapons App					
INDEX SH350108	Carrying Concealed Weapons App	SUBFUND 20A806	Personal Services	100,122	100,293
INDEX SH350108	Carrying Concealed Weapons App	SUBFUND 20A806	Other Expenses	51,117	51,117
INDEX SH350108	Carrying Concealed Weapons App	SUBFUND 20A806	Capital Outlays	156	156
Total Carrying Concealed Weapons App				151,395	151,566
SH456483 Sheriff Dept Special Project I					
INDEX SH456483	Sheriff Dept Special Project I	SUBFUND 20A812	Personal Services	164,247	164,841
INDEX SH456483	Sheriff Dept Special Project I	SUBFUND 20A812	Capital Outlays	291	291
Total Sheriff Dept Special Project I				164,538	165,132
SH456608 State Alien Criminal Asst Prog					
INDEX SH456608	State Alien Criminal Asst Prog	SUBFUND 20A821	Personal Services	54,739	54,738
INDEX SH456608	State Alien Criminal Asst Prog	SUBFUND 20A821	Capital Outlays	188	188
Total State Alien Criminal Asst Prog				54,927	54,926
SH456616 Law Enforcement CPT					
INDEX SH456616	Law Enforcement CPT	SUBFUND 20AA05	Other Expenses	7,013	7,013
Total Law Enforcement CPT				7,013	7,013
SH350272 Law Enforcement					
INDEX SH350272	Law Enforcement	SUBFUND 01A001	Personal Services	15,491,688	15,535,092
INDEX SH350272	Law Enforcement	SUBFUND 01A001	Other Expenses	721,037	721,037
INDEX SH350272	Law Enforcement	SUBFUND 01A001	Capital Outlays	26,144	26,144
Total Law Enforcement				16,238,869	16,282,273
SH350470 Jail Operations					
INDEX SH350470	Jail Operations	SUBFUND 01A001	Personal Services	42,757,142	42,881,219
INDEX SH350470	Jail Operations	SUBFUND 01A001	Other Expenses	14,472,302	14,572,302
INDEX SH350470	Jail Operations	SUBFUND 01A001	Capital Outlays	73,322	73,322
Total Jail Operations				57,302,766	57,526,843
SH350579 Sheriff Operations					
INDEX SH350579	Sheriff Operations	SUBFUND 01A001	Personal Services	4,980,787	4,639,701

				2012 Annual Appropriation	2013 Annual Appropriation
County Sheriff					
SH350579 Sheriff Operations					
INDEX SH350579	Sheriff Operations	SUBFUND 01A001	Other Expenses	1,367,948	1,367,948
INDEX SH350579	Sheriff Operations	SUBFUND 01A001	Capital Outlays	8,729	8,729
Total Sheriff Operations				6,357,464	6,016,378
SH351080 Impact Unit/Community Policing					
INDEX SH351080	Impact Unit/Community Policing	SUBFUND 01A001	Personal Services	846,284	849,404
INDEX SH351080	Impact Unit/Community Policing	SUBFUND 01A001	Other Expenses	101,590	101,590
INDEX SH351080	Impact Unit/Community Policing	SUBFUND 01A001	Capital Outlays	52,126	49,006
Total Impact Unit/Community Policing				1,000,000	1,000,000
SH352005 Building Security Services					
INDEX SH352005	Building Security Services	SUBFUND 61A608	Personal Services	10,544,472	10,578,151
INDEX SH352005	Building Security Services	SUBFUND 61A608	Other Expenses	475,992	425,992
INDEX SH352005	Building Security Services	SUBFUND 61A608	Capital Outlays	17,432	17,432
Total Building Security Services				11,037,896	11,021,575
Total County Sheriff				92,481,176	92,392,014
Board & Care Of Prisoners					
AE511451 Board & Care Of Prisoners					
INDEX AE511451	Board & Care Of Prisoners	SUBFUND 01A001	Other Expenses	994,920	994,920
Total Board & Care Of Prisoners				994,920	994,920
Total Board & Care Of Prisoners				994,920	994,920
Public Safety & Justice Services					
JA050088 Justice Affairs Admin					
INDEX JA050088	Justice Affairs Admin	SUBFUND 01A001	Personal Services	558,592	625,809
INDEX JA050088	Justice Affairs Admin	SUBFUND 01A001	Other Expenses	647,287	647,287
INDEX JA050088	Justice Affairs Admin	SUBFUND 01A001	Capital Outlays	1,387	1,387
Total Justice Affairs Admin				1,205,266	1,274,483
JA301093 Justice Planning					
INDEX JA301093	Justice Planning	SUBFUND 01A001	Personal Services	17,607	19,780
Total Justice Planning				17,607	19,780
JA108118 Custody Mediation					
INDEX JA108118	Custody Mediation	SUBFUND 20A822	Personal Services	498,260	498,763
INDEX JA108118	Custody Mediation	SUBFUND 20A822	Other Expenses	49,985	49,985
INDEX JA108118	Custody Mediation	SUBFUND 20A822	Capital Outlays	1,015	1,015
Total Custody Mediation				549,260	549,763
JA107425 Witness Victim HHS					
INDEX JA107425	Witness Victim HHS	SUBFUND 20A809	Personal Services	1,376,025	1,376,024
INDEX JA107425	Witness Victim HHS	SUBFUND 20A809	Other Expenses	759,789	759,789
INDEX JA107425	Witness Victim HHS	SUBFUND 20A809	Capital Outlays	2,092	2,092
Total Witness Victim HHS				2,137,906	2,137,905
JA107433 Criminal Justice Intervent HHS					
INDEX JA107433	Criminal Justice Intervent HHS	SUBFUND 20A810	Personal Services	167,711	0
Total Criminal Justice Intervent HHS				167,711	0
JA100123 Emergency Management					

				2012 Annual Appropriation	2013 Annual Appropriation
Public Safety & Justice Services					
JA100123 Emergency Management					
INDEX JA100123	Emergency Management	SUBFUND 20A390	Personal Services	674,053	655,850
INDEX JA100123	Emergency Management	SUBFUND 20A390	Other Expenses	254,882	254,882
INDEX JA100123	Emergency Management	SUBFUND 20A390	Capital Outlays	1,178	1,178
Total Emergency Management				930,113	911,910
JA090068 Cuyahoga Regional Information System					
INDEX JA090068	Cuyahoga Regional Information System	SUBFUND 50A410	Personal Services	901,914	867,728
INDEX JA090068	Cuyahoga Regional Information System	SUBFUND 50A410	Other Expenses	1,013,436	1,013,436
INDEX JA090068	Cuyahoga Regional Information System	SUBFUND 50A410	Capital Outlays	1,562	1,562
Total Cuyahoga Regional Information System				1,916,912	1,882,726
JA100354 CECOMS					
INDEX JA100354	CECOMS	SUBFUND 01A001	Personal Services	102,685	103,536
INDEX JA100354	CECOMS	SUBFUND 01A001	Other Expenses	223,005	223,005
INDEX JA100354	CECOMS	SUBFUND 01A001	Capital Outlays	205	205
Total CECOMS				325,895	326,746
JA106773 Wireless 9-1-1 Government Asst					
INDEX JA106773	Wireless 9-1-1 Government Asst	SUBFUND 20A814	Personal Services	975,126	947,007
INDEX JA106773	Wireless 9-1-1 Government Asst	SUBFUND 20A814	Other Expenses	6,080,531	1,080,531
INDEX JA106773	Wireless 9-1-1 Government Asst	SUBFUND 20A814	Capital Outlays	1,688	1,688
Total Wireless 9-1-1 Government Asst				7,057,345	2,029,226
JA302224 Public Safety Grants Admin.					
INDEX JA302224	Public Safety Grants Admin.	SUBFUND 01A001	Personal Services	723,305	733,598
INDEX JA302224	Public Safety Grants Admin.	SUBFUND 01A001	Other Expenses	267,224	261,224
INDEX JA302224	Public Safety Grants Admin.	SUBFUND 01A001	Capital Outlays	1,352	1,352
Total Public Safety Grants Admin.				991,881	996,174
JA100990 Div. of Information Technology					
INDEX JA100990	Div. of Information Technology	SUBFUND 01A001	Personal Services	844,599	854,825
Total Div. of Information Technology				844,599	854,825
Total Public Safety & Justice Services				16,144,495	10,983,538
Justice Systems Management					
JS200048 Justice Systems Management					
INDEX JS200048	Justice Systems Management	SUBFUND 01A001	Other Expenses	30,000	30,000
Total Justice Systems Management				30,000	30,000
Total Justice Systems Management				30,000	30,000
Domestic Violence					
AE511550 Domestic Violence					
INDEX AE511550	Domestic Violence	SUBFUND 20A330	Other Expenses	244,118	244,118
Total Domestic Violence				244,118	244,118
Total Domestic Violence				244,118	244,118
Clerk of Courts					
CL200055 Clerk of Courts-Admin.					
INDEX CL200055	Clerk of Courts-Admin.	SUBFUND 01A001	Personal Services	6,016,647	6,159,110

				2012 Annual Appropriation	2013 Annual Appropriation
Clerk of Courts					
CL200055 Clerk of Courts-Admin.					
INDEX CL200055	Clerk of Courts-Admin.	SUBFUND 01A001	Other Expenses	5,124,238	5,124,238
INDEX CL200055	Clerk of Courts-Admin.	SUBFUND 01A001	Capital Outlays	10,888	10,888
Total Clerk of Courts-Admin.				11,151,773	11,294,236
CL456491 Clerk Courts Special Project I					
INDEX CL456491	Clerk Courts Special Project I	SUBFUND 20A812	Personal Services	443,033	444,617
INDEX CL456491	Clerk Courts Special Project I	SUBFUND 20A812	Other Expenses	4,598	4,598
INDEX CL456491	Clerk Courts Special Project I	SUBFUND 20A812	Capital Outlays	775	775
Total Clerk Courts Special Project I				448,406	449,990
CL576124 Clerk Of Courts-Computers					
INDEX CL576124	Clerk Of Courts-Computers	SUBFUND 20A695	Personal Services	678	678
INDEX CL576124	Clerk Of Courts-Computers	SUBFUND 20A695	Other Expenses	182,277	182,277
Total Clerk Of Courts-Computers				182,955	182,955
Total Clerk of Courts				11,783,134	11,927,181
Medical Examiner					
CR180026 Coroner-Operations					
INDEX CR180026	Coroner-Operations	SUBFUND 01A001	Personal Services	4,019,066	3,946,485
INDEX CR180026	Coroner-Operations	SUBFUND 01A001	Other Expenses	3,406,615	3,406,615
INDEX CR180026	Coroner-Operations	SUBFUND 01A001	Capital Outlays	11,846	11,846
Total Coroner-Operations				7,437,527	7,364,946
CR180034 Coroner's Lab					
INDEX CR180034	Coroner's Lab	SUBFUND 20A312	Personal Services	379,149	380,221
INDEX CR180034	Coroner's Lab	SUBFUND 20A312	Other Expenses	270,741	270,741
INDEX CR180034	Coroner's Lab	SUBFUND 20A312	Capital Outlays	705	705
Total Coroner's Lab				650,595	651,667
CR180265 Cuy Co Reg Forensic Science La					
INDEX CR180265	Cuy Co Reg Forensic Science La	SUBFUND 20A076	Personal Services	2,312,531	2,312,531
Total Cuy Co Reg Forensic Science La				2,312,531	2,312,531
Total Medical Examiner				10,400,653	10,329,144
Office of Health and Human Services					
HS157305 Health Care Access Programming					
INDEX HS157305	Health Care Access Programming	SUBFUND 20AA01	Other Expenses	50,000	50,000
Total Health Care Access Programming				50,000	50,000
HS157289 Office of Health and Human Svc					
INDEX HS157289	Office of Health and Human Svc	SUBFUND 24A430	Personal Services	1,586,642	1,286,565
INDEX HS157289	Office of Health and Human Svc	SUBFUND 24A430	Other Expenses	1,632,277	1,632,277
INDEX HS157289	Office of Health and Human Svc	SUBFUND 24A430	Capital Outlays	2,864	2,864
Total Office of Health and Human Svc				3,201,783	2,921,706
HS157362 Executive HHS Human Resources					
INDEX HS157362	Executive HHS Human Resources	SUBFUND 24A430	Personal Services	694,901	697,240
INDEX HS157362	Executive HHS Human Resources	SUBFUND 24A430	Capital Outlays	1,140	1,140
Total Executive HHS Human Resources				696,041	698,380
HS749069 HHS Office of Reentry					

				2012 Annual Appropriation	2013 Annual Appropriation
Office of Health and Human Services					
HS749069 HHS Office of Reentry					
INDEX HS749069	HHS Office of Reentry	SUBFUND 24A878	Personal Services	476,048	477,017
INDEX HS749069	HHS Office of Reentry	SUBFUND 24A878	Other Expenses	1,411,842	1,411,842
INDEX HS749069	HHS Office of Reentry	SUBFUND 24A878	Capital Outlays	533	533
Total HHS Office of Reentry				1,888,423	1,889,392
HS158097 PA - Homeless Services					
INDEX HS158097	PA - Homeless Services	SUBFUND 24A641	Personal Services	322,785	323,713
INDEX HS158097	PA - Homeless Services	SUBFUND 24A641	Other Expenses	4,573,095	4,573,095
INDEX HS158097	PA - Homeless Services	SUBFUND 24A641	Capital Outlays	619	619
Total PA - Homeless Services				4,896,499	4,897,427
Total Office of Health and Human Services				10,732,746	10,456,905
Children and Family Services					
CF135467 CFS Administrative Services					
INDEX CF135467	CFS Administrative Services	SUBFUND 24A301	Personal Services	4,303,961	4,231,509
INDEX CF135467	CFS Administrative Services	SUBFUND 24A301	Other Expenses	10,339,953	10,339,953
INDEX CF135467	CFS Administrative Services	SUBFUND 24A301	Capital Outlays	7,517	7,517
Total CFS Administrative Services				14,651,431	14,578,979
CF135483 Training					
INDEX CF135483	Training	SUBFUND 24A301	Personal Services	691,547	693,647
INDEX CF135483	Training	SUBFUND 24A301	Other Expenses	127,986	127,986
INDEX CF135483	Training	SUBFUND 24A301	Capital Outlays	1,265	1,265
Total Training				820,798	822,898
CF135491 Information Services					
INDEX CF135491	Information Services	SUBFUND 24A301	Personal Services	2,585,041	2,504,644
INDEX CF135491	Information Services	SUBFUND 24A301	Other Expenses	1,318,707	1,318,707
INDEX CF135491	Information Services	SUBFUND 24A301	Capital Outlays	4,348	4,348
Total Information Services				3,908,096	3,827,699
CF135509 Direct Services					
INDEX CF135509	Direct Services	SUBFUND 24A301	Personal Services	33,252,606	33,248,552
INDEX CF135509	Direct Services	SUBFUND 24A301	Other Expenses	1,459,776	1,459,776
INDEX CF135509	Direct Services	SUBFUND 24A301	Capital Outlays	61,048	61,048
Total Direct Services				34,773,430	34,769,376
CF135525 Supportive Services					
INDEX CF135525	Supportive Services	SUBFUND 24A301	Personal Services	3,126,629	3,177,717
INDEX CF135525	Supportive Services	SUBFUND 24A301	Other Expenses	2,234,656	2,234,656
INDEX CF135525	Supportive Services	SUBFUND 24A301	Capital Outlays	5,669	5,669
Total Supportive Services				5,366,954	5,418,042
CF135442 Caregiver Parent Recruitment					
INDEX CF135442	Caregiver Parent Recruitment	SUBFUND 24A301	Personal Services	392,709	376,479
INDEX CF135442	Caregiver Parent Recruitment	SUBFUND 24A301	Other Expenses	184,805	184,805
INDEX CF135442	Caregiver Parent Recruitment	SUBFUND 24A301	Capital Outlays	689	689
Total Caregiver Parent Recruitment				578,203	561,973
CF134015 Client Supportive Services					
INDEX CF134015	Client Supportive Services	SUBFUND 20A303	Other Expenses	6,079,494	6,079,494
Total Client Supportive Services				6,079,494	6,079,494

				2012 Annual Appropriation	2013 Annual Appropriation
Children and Family Services					
CF135541 Visitation Center					
INDEX CF135541	Visitation Center	SUBFUND 24A301	Personal Services	58,993	0
INDEX CF135541	Visitation Center	SUBFUND 24A301	Other Expenses	78,026	78,026
Total Visitation Center				137,019	78,026
CF135608 Contracted Placements					
INDEX CF135608	Contracted Placements	SUBFUND 24A301	Personal Services	1,497,846	1,484,606
INDEX CF135608	Contracted Placements	SUBFUND 24A301	Other Expenses	11,230	11,230
INDEX CF135608	Contracted Placements	SUBFUND 24A301	Capital Outlays	2,676	2,676
Total Contracted Placements				1,511,752	1,498,512
CF135616 CFS Foster Homes/Resource Mgt					
INDEX CF135616	CFS Foster Homes/Resource Mgt	SUBFUND 24A301	Personal Services	3,525,730	3,425,151
INDEX CF135616	CFS Foster Homes/Resource Mgt	SUBFUND 24A301	Other Expenses	92,816	92,816
INDEX CF135616	CFS Foster Homes/Resource Mgt	SUBFUND 24A301	Capital Outlays	6,092	6,092
Total CFS Foster Homes/Resource Mgt				3,624,638	3,524,059
CF134031 CFS Foster Care					
INDEX CF134031	CFS Foster Care	SUBFUND 20A303	Other Expenses	3,238,390	3,238,390
Total CFS Foster Care				3,238,390	3,238,390
CF134049 Purchased Congregate & Foster					
INDEX CF134049	Purchased Congregate & Foster	SUBFUND 20A303	Other Expenses	51,707,564	51,707,564
Total Purchased Congregate & Foster				51,707,564	51,707,564
CF135582 Permanent Custody Adoptions					
INDEX CF135582	Permanent Custody Adoptions	SUBFUND 24A301	Personal Services	4,430,103	4,441,889
INDEX CF135582	Permanent Custody Adoptions	SUBFUND 24A301	Other Expenses	165,816	165,816
INDEX CF135582	Permanent Custody Adoptions	SUBFUND 24A301	Capital Outlays	8,108	8,108
Total Permanent Custody Adoptions				4,604,027	4,615,813
CF134023 Adoption Services					
INDEX CF134023	Adoption Services	SUBFUND 20A303	Other Expenses	9,035,234	9,035,234
Total Adoption Services				9,035,234	9,035,234
CF135004 Cuyahoga Tapestry System of Care					
INDEX CF135004	Cuyahoga Tapestry System of Care	SUBFUND 24A435	Personal Services	636,500	636,500
INDEX CF135004	Cuyahoga Tapestry System of Care	SUBFUND 24A435	Other Expenses	6,358,205	6,358,205
INDEX CF135004	Cuyahoga Tapestry System of Care	SUBFUND 24A435	Capital Outlays	1,109	1,109
Total Cuyahoga Tapestry System of Care				6,995,814	6,995,814
Total Children and Family Services				147,032,844	146,751,873
Senior Adult Services					
SA138321 SAS Administrative Services					
INDEX SA138321	SAS Administrative Services	SUBFUND 24A601	Personal Services	711,017	689,856
INDEX SA138321	SAS Administrative Services	SUBFUND 24A601	Other Expenses	1,688,739	1,688,739
INDEX SA138321	SAS Administrative Services	SUBFUND 24A601	Capital Outlays	1,233	1,233
Total SAS Administrative Services				2,400,989	2,389,828
SA138354 SAS Management Services					
INDEX SA138354	SAS Management Services	SUBFUND 24A601	Personal Services	1,313,638	1,146,750
INDEX SA138354	SAS Management Services	SUBFUND 24A601	Other Expenses	25,636	25,536
INDEX SA138354	SAS Management Services	SUBFUND 24A601	Capital Outlays	2,065	2,065
Total SAS Management Services				1,341,239	1,174,351

				2012 Annual Appropriation	2013 Annual Appropriation
Senior Adult Services					
SA138305 Community Social Serv Programs					
INDEX SA138305	Community Social Serv Programs	SUBFUND 24A601	Other Expenses	1,001,214	1,001,214
Total Community Social Serv Programs				1,001,214	1,001,214
SA138420 Home Support					
INDEX SA138420	Home Support	SUBFUND 24A601	Personal Services	1,449,221	1,424,936
INDEX SA138420	Home Support	SUBFUND 24A601	Other Expenses	162,564	162,564
INDEX SA138420	Home Support	SUBFUND 24A601	Capital Outlays	2,415	2,415
Total Home Support				1,614,200	1,589,915
SA138479 Adult Protective Services					
INDEX SA138479	Adult Protective Services	SUBFUND 24A601	Personal Services	2,734,020	2,604,924
INDEX SA138479	Adult Protective Services	SUBFUND 24A601	Other Expenses	670,214	670,214
INDEX SA138479	Adult Protective Services	SUBFUND 24A601	Capital Outlays	4,780	4,780
Total Adult Protective Services				3,409,014	3,279,918
SA138503 Information and Outreach Unit					
INDEX SA138503	Information and Outreach Unit	SUBFUND 24A601	Personal Services	461,234	330,015
INDEX SA138503	Information and Outreach Unit	SUBFUND 24A601	Other Expenses	10,766	10,766
INDEX SA138503	Information and Outreach Unit	SUBFUND 24A601	Capital Outlays	346	346
Total Information and Outreach Unit				472,346	341,127
SA138388 Home Care Skilled Services					
INDEX SA138388	Home Care Skilled Services	SUBFUND 24A601	Personal Services	619,332	581,461
INDEX SA138388	Home Care Skilled Services	SUBFUND 24A601	Other Expenses	56,927	56,927
INDEX SA138388	Home Care Skilled Services	SUBFUND 24A601	Capital Outlays	1,061	1,061
Total Home Care Skilled Services				677,320	639,449
SA138602 Home Based Services					
INDEX SA138602	Home Based Services	SUBFUND 24A601	Personal Services	2,682,010	2,575,789
INDEX SA138602	Home Based Services	SUBFUND 24A601	Other Expenses	117,178	117,178
INDEX SA138602	Home Based Services	SUBFUND 24A601	Capital Outlays	3,672	3,672
Total Home Based Services				2,802,860	2,696,639
SA138610 Community Resources					
INDEX SA138610	Community Resources	SUBFUND 24A601	Personal Services	576,590	527,876
INDEX SA138610	Community Resources	SUBFUND 24A601	Other Expenses	24,788	24,788
INDEX SA138610	Community Resources	SUBFUND 24A601	Capital Outlays	753	753
Total Community Resources				602,131	553,417
SA138701 SAS Options Program					
INDEX SA138701	SAS Options Program	SUBFUND 24A601	Personal Services	1,362,986	1,345,235
INDEX SA138701	SAS Options Program	SUBFUND 24A601	Other Expenses	1,958,262	1,958,262
INDEX SA138701	SAS Options Program	SUBFUND 24A601	Capital Outlays	2,613	2,613
Total SAS Options Program				3,323,861	3,306,110
Total Senior Adult Services				17,645,174	16,971,968
Employment and Family Services					
WT137109 Administrative Operations					
INDEX WT137109	Administrative Operations	SUBFUND 24A510	Personal Services	2,080,485	2,038,706
INDEX WT137109	Administrative Operations	SUBFUND 24A510	Other Expenses	9,177,193	9,177,193
INDEX WT137109	Administrative Operations	SUBFUND 24A510	Capital Outlays	3,575	3,575
Total Administrative Operations				11,261,253	11,219,474

				2012 Annual Appropriation	2013 Annual Appropriation
Employment and Family Services					
WT137943 Information Services					
INDEX WT137943	Information Services	SUBFUND 24A510	Personal Services	2,136,396	2,051,078
INDEX WT137943	Information Services	SUBFUND 24A510	Other Expenses	943,032	943,032
INDEX WT137943	Information Services	SUBFUND 24A510	Capital Outlays	3,772	3,772
Total Information Services				3,083,200	2,997,882
WT137315 Work First Services					
INDEX WT137315	Work First Services	SUBFUND 24A510	Personal Services	1,456,789	1,462,061
INDEX WT137315	Work First Services	SUBFUND 24A510	Other Expenses	8,079,605	8,079,605
INDEX WT137315	Work First Services	SUBFUND 24A510	Capital Outlays	2,553	2,553
Total Work First Services				9,538,947	9,544,219
WT137414 Southgate NFSC					
INDEX WT137414	Southgate NFSC	SUBFUND 24A510	Personal Services	3,666,259	3,477,138
INDEX WT137414	Southgate NFSC	SUBFUND 24A510	Other Expenses	598,659	598,659
INDEX WT137414	Southgate NFSC	SUBFUND 24A510	Capital Outlays	6,025	6,025
Total Southgate NFSC				4,270,943	4,081,822
WT137430 Ohio City NFSC					
INDEX WT137430	Ohio City NFSC	SUBFUND 24A510	Personal Services	3,879,749	3,748,284
INDEX WT137430	Ohio City NFSC	SUBFUND 24A510	Other Expenses	851,218	851,218
INDEX WT137430	Ohio City NFSC	SUBFUND 24A510	Capital Outlays	6,496	6,496
Total Ohio City NFSC				4,737,463	4,605,998
WT137455 Quincy Place					
INDEX WT137455	Quincy Place	SUBFUND 24A510	Personal Services	3,017,114	2,855,359
INDEX WT137455	Quincy Place	SUBFUND 24A510	Other Expenses	1,774,456	1,774,456
INDEX WT137455	Quincy Place	SUBFUND 24A510	Capital Outlays	4,987	4,987
Total Quincy Place				4,796,557	4,634,796
WT137463 Virgil Brown					
INDEX WT137463	Virgil Brown	SUBFUND 24A510	Personal Services	16,118,519	15,528,281
INDEX WT137463	Virgil Brown	SUBFUND 24A510	Other Expenses	1,976,663	1,971,663
INDEX WT137463	Virgil Brown	SUBFUND 24A510	Capital Outlays	30,114	30,114
Total Virgil Brown				18,125,296	17,530,058
WT137471 Mount Pleasant NFSC					
INDEX WT137471	Mount Pleasant NFSC	SUBFUND 24A510	Personal Services	2,924,748	2,607,592
INDEX WT137471	Mount Pleasant NFSC	SUBFUND 24A510	Other Expenses	673,593	673,593
INDEX WT137471	Mount Pleasant NFSC	SUBFUND 24A510	Capital Outlays	4,448	4,448
Total Mount Pleasant NFSC				3,602,789	3,285,633
WT137539 West Shore NFSC					
INDEX WT137539	West Shore NFSC	SUBFUND 24A510	Personal Services	4,554,056	4,429,478
INDEX WT137539	West Shore NFSC	SUBFUND 24A510	Other Expenses	1,169,617	1,169,617
INDEX WT137539	West Shore NFSC	SUBFUND 24A510	Capital Outlays	7,692	7,692
Total West Shore NFSC				5,731,365	5,606,787
WT137141 Client Support Services					
INDEX WT137141	Client Support Services	SUBFUND 24A510	Personal Services	5,926,935	5,653,778
INDEX WT137141	Client Support Services	SUBFUND 24A510	Other Expenses	4,898,678	4,898,678
INDEX WT137141	Client Support Services	SUBFUND 24A510	Capital Outlays	9,813	9,813
Total Client Support Services				10,835,426	10,562,269
WT137935 Children With Medical Handicap					

2012 Annual Appropriation	2013 Annual Appropriation
---------------------------------	---------------------------------

Employment and Family Services					
WT137935 Children With Medical Handicap					
INDEX WT137935	Children With Medical Handicap	SUBFUND 24A530	Other Expenses	1,180,513	1,180,513
Total Children With Medical Handicap				1,180,513	1,180,513
Total Employment and Family Services				77,163,752	75,249,451
Cuyahoga Support Enforcement Agency					
SE496000 Cuyahoga Support Enforcement Agency					
INDEX SE496000	Cuyahoga Support Enforcement Agency	SUBFUND 20A600	Personal Services	19,587,199	19,030,425
INDEX SE496000	Cuyahoga Support Enforcement Agency	SUBFUND 20A600	Other Expenses	11,839,927	11,839,927
INDEX SE496000	Cuyahoga Support Enforcement Agency	SUBFUND 20A600	Capital Outlays	33,384	33,384
Total Cuyahoga Support Enforcement Agency				31,460,510	30,903,736
SE496018 Fatherhood Initiative					
INDEX SE496018	Fatherhood Initiative	SUBFUND 20A600	Personal Services	128,201	128,201
INDEX SE496018	Fatherhood Initiative	SUBFUND 20A600	Other Expenses	850,000	850,000
Total Fatherhood Initiative				978,201	978,201
Total Cuyahoga Support Enforcement Agency				32,438,711	31,881,937
Early Childhood Invest In Children					
EC451484 EC Administrative Services					
INDEX EC451484	EC Administrative Services	SUBFUND 24A635	Personal Services	648,601	650,002
INDEX EC451484	EC Administrative Services	SUBFUND 24A635	Other Expenses	50,194	50,194
INDEX EC451484	EC Administrative Services	SUBFUND 24A635	Capital Outlays	1,240	1,240
Total EC Administrative Services				700,035	701,436
EC451419 Early Intervention					
INDEX EC451419	Early Intervention	SUBFUND 20A807	Other Expenses	2,691,450	2,691,450
Total Early Intervention				2,691,450	2,691,450
EC451427 Early Childhood Mental Health					
INDEX EC451427	Early Childhood Mental Health	SUBFUND 20A807	Other Expenses	669,566	669,566
Total Early Childhood Mental Health				669,566	669,566
EC451435 Early Start					
INDEX EC451435	Early Start	SUBFUND 24A635	Other Expenses	3,384,418	3,384,418
Total Early Start				3,384,418	3,384,418
EC451443 Health & Safety					
INDEX EC451443	Health & Safety	SUBFUND 24A635	Other Expenses	203,000	203,000
Total Health & Safety				203,000	203,000
EC451450 Quality Child Care					
INDEX EC451450	Quality Child Care	SUBFUND 24A635	Other Expenses	7,238,206	7,238,206
Total Quality Child Care				7,238,206	7,238,206
Total Early Childhood Invest In Children				14,966,675	14,889,076
Family & Children First Council					
FC451492 FCFC Public Assistance					
INDEX FC451492	FCFC Public Assistance	SUBFUND 24A640	Personal Services	701,888	703,952
INDEX FC451492	FCFC Public Assistance	SUBFUND 24A640	Other Expenses	3,531,302	3,401,684

					2012 Annual Appropriation	2013 Annual Appropriation
Family & Children First Council						
FC451492 FCFC Public Assistance						
INDEX FC451492	FCFC Public Assistance	SUBFUND 24A640	Capital Outlays		1,329	1,329
Total FCFC Public Assistance					4,234,519	4,106,965
Total Family & Children First Council					4,234,519	4,106,965
Human Services Other Prgrms						
MI511410 Human Services Other Contract						
INDEX MI511410	Human Services Other Contract	SUBFUND 20A495	Other Expenses		0	0
Total Human Services Other Contract					0	0
Total Human Services Other Prgrms					0	0
Workforce Development						
WI140905 WIA Executive & Financial Operations						
INDEX WI140905	WIA Executive & Financial Operations	SUBFUND 28W036	Personal Services		901,208	903,953
INDEX WI140905	WIA Executive & Financial Operations	SUBFUND 28W036	Other Expenses		10,061,124	10,061,124
INDEX WI140905	WIA Executive & Financial Operations	SUBFUND 28W036	Capital Outlays		1,649	1,649
Total WIA Executive & Financial Operations					10,963,981	10,966,726
Total Workforce Development					10,963,981	10,966,726
Subsidies						
SU513101 Civil Defense						
INDEX SU513101	Civil Defense	SUBFUND 01A001	Other Expenses		525,650	507,447
Total Civil Defense					525,650	507,447
SU513200 County Airport						
INDEX SU513200	County Airport	SUBFUND 01A001	Other Expenses		730,292	733,089
Total County Airport					730,292	733,089
SU513358 County Roads & Bridges						
INDEX SU513358	County Roads & Bridges	SUBFUND 01A001	Other Expenses		690,787	690,787
Total County Roads & Bridges					690,787	690,787
SU513457 County Planning Comm						
INDEX SU513457	County Planning Comm	SUBFUND 01A001	Other Expenses		1,338,697	1,332,630
Total County Planning Comm					1,338,697	1,332,630
SU514422 Health and Human Svcs Subsidy						
INDEX SU514422	Health and Human Svcs Subsidy	SUBFUND 29A391	Other Expenses		1,107,543	829,805
Total Health and Human Svcs Subsidy					1,107,543	829,805
SU514372 Tapestry System of Care Sub						
INDEX SU514372	Tapestry System of Care Sub	SUBFUND 29A391	Other Expenses		6,162,290	6,162,290
Total Tapestry System of Care Sub					6,162,290	6,162,290
SU513754 Cris Subsidy						
INDEX SU513754	Cris Subsidy	SUBFUND 01A001	Other Expenses		103,409	339,726
Total Cris Subsidy					103,409	339,726
SU514273 CSEA HHS 4.8 Mill Subsidy						

				2012 Annual Appropriation	2013 Annual Appropriation
Subsidies					
SU514273 CSEA HHS 4.8 Mill Subsidy					
INDEX SU514273	CSEA HHS 4.8 Mill Subsidy	SUBFUND 29A391	Other Expenses	3,356,819	3,167,515
Total CSEA HHS 4.8 Mill Subsidy				3,356,819	3,167,515
SU514711 Gateway Arena Pledge					
INDEX SU514711	Gateway Arena Pledge	SUBFUND 01A001	Other Expenses	3,500,000	3,250,000
Total Gateway Arena Pledge				3,500,000	3,250,000
SU514299 Children and Family Svcs Sub					
INDEX SU514299	Children and Family Svcs Sub	SUBFUND 29A391	Other Expenses	32,746,502	34,259,538
Total Children and Family Svcs Sub				32,746,502	34,259,538
SU514315 Children Svcs Fund Subsidy					
INDEX SU514315	Children Svcs Fund Subsidy	SUBFUND 29A391	Other Expenses	40,369,601	32,230,032
Total Children Svcs Fund Subsidy				40,369,601	32,230,032
SU514323 Children w/Medical Handicaps					
INDEX SU514323	Children w/Medical Handicaps	SUBFUND 29A391	Other Expenses	1,180,513	1,180,513
Total Children w/Medical Handicaps				1,180,513	1,180,513
SU514398 EC-Invest In Children Subsidy					
INDEX SU514398	EC-Invest In Children Subsidy	SUBFUND 29A391	Other Expenses	9,474,544	9,475,945
Total EC-Invest In Children Subsidy				9,474,544	9,475,945
SU514414 Senior and Adult Svcs Subsidy					
INDEX SU514414	Senior and Adult Svcs Subsidy	SUBFUND 29A391	Other Expenses	13,498,355	12,825,149
Total Senior and Adult Svcs Subsidy				13,498,355	12,825,149
SU514281 Office of Homeless Svc Subsidy					
INDEX SU514281	Office of Homeless Svc Subsidy	SUBFUND 29A391	Other Expenses	4,820,991	4,821,919
Total Office of Homeless Svc Subsidy				4,820,991	4,821,919
SU514349 Family & Children First Cncl					
INDEX SU514349	Family & Children First Cncl	SUBFUND 29A391	Other Expenses	2,647,203	2,519,649
Total Family & Children First Cncl				2,647,203	2,519,649
SU513762 Brownfield Redevelopment					
INDEX SU513762	Brownfield Redevelopment	SUBFUND 01A001	Other Expenses	1,874,990	1,873,855
Total Brownfield Redevelopment				1,874,990	1,873,855
SU514430 Employment & Family Svc Sub					
INDEX SU514430	Employment & Family Svc Sub	SUBFUND 29A391	Other Expenses	12,153,908	10,239,607
Total Employment & Family Svc Sub				12,153,908	10,239,607
SU515676 Shaker Square 2000 Pldg GF					
INDEX SU515676	Shaker Square 2000 Pldg GF	SUBFUND 01A001	Other Expenses	130,275	129,262
Total Shaker Square 2000 Pldg GF				130,275	129,262
SU514224 HHS JC Plcmnt & Trmt Sub					
INDEX SU514224	HHS JC Plcmnt & Trmt Sub	SUBFUND 29A391	Other Expenses	15,530,087	14,864,644
Total HHS JC Plcmnt & Trmt Sub				15,530,087	14,864,644
SU513515 Custody Mediation HHS					
INDEX SU513515	Custody Mediation HHS	SUBFUND 01A001	Other Expenses	46,927	47,430
Total Custody Mediation HHS				46,927	47,430

				2012 Annual Appropriation	2013 Annual Appropriation
Subsidies					
SU514216 Criminal Justice Intervent Sub					
INDEX SU514216	Criminal Justice Intervent Sub	SUBFUND 29A391	Other Expenses	487,165	383,037
Total Criminal Justice Intervent Sub				487,165	383,037
SU513549 HHS Subsidy Witness Victim					
INDEX SU513549	HHS Subsidy Witness Victim	SUBFUND 29A389	Other Expenses	1,857,445	1,857,264
Total HHS Subsidy Witness Victim				1,857,445	1,857,264
SU514125 Comm. Redevelopment Fund Sub.					
INDEX SU514125	Comm. Redevelopment Fund Sub.	SUBFUND 01A001	Other Expenses	890,870	893,600
Total Comm. Redevelopment Fund Sub.				890,870	893,600
SU514521 JC HHS Community Partnership					
INDEX SU514521	JC HHS Community Partnership	SUBFUND 29A391	Other Expenses	3,284,675	3,287,753
Total JC HHS Community Partnership				3,284,675	3,287,753
SU514539 Common Pleas HHS Subsidy					
INDEX SU514539	Common Pleas HHS Subsidy	SUBFUND 29A391	Other Expenses	1,110,304	1,110,304
Total Common Pleas HHS Subsidy				1,110,304	1,110,304
SU514547 JA Office of Re-Entry Subsidy					
INDEX SU514547	JA Office of Re-Entry Subsidy	SUBFUND 29A391	Other Expenses	1,888,423	1,889,392
Total JA Office of Re-Entry Subsidy				1,888,423	1,889,392
SU514877 Public Defender HHS Subsidy					
INDEX SU514877	Public Defender HHS Subsidy	SUBFUND 29A391	Other Expenses	298,334	266,744
Total Public Defender HHS Subsidy				298,334	266,744
SU519000 Criminal Justice Interv HHS					
INDEX SU519000	Criminal Justice Interv HHS	SUBFUND 29A391	Other Expenses	167,711	0
Total Criminal Justice Interv HHS				167,711	0
SU511535 Medical Mart Series 2010 Pledg					
INDEX SU511535	Medical Mart Series 2010 Pledg	SUBFUND 01A001	Other Expenses	31,158,884	31,161,790
Total Medical Mart Series 2010 Pledg				31,158,884	31,161,790
SU514885 Regional Crime Lab GF Subsidy					
INDEX SU514885	Regional Crime Lab GF Subsidy	SUBFUND 01A001	Other Expenses	2,071,851	2,196,191
Total Regional Crime Lab GF Subsidy				2,071,851	2,196,191
Total Subsidies				195,205,045	184,528,907
Employee Health and Wellness					
CC499509 Self Insurance-Regionalization					
INDEX CC499509	Self Insurance-Regionalization	SUBFUND 20A195	Other Expenses	944,612	944,612
Total Self Insurance-Regionalization				944,612	944,612
CC499202 Benefits Administration					
INDEX CC499202	Benefits Administration	SUBFUND 68A100	Personal Services	494,832	419,253
INDEX CC499202	Benefits Administration	SUBFUND 68A100	Other Expenses	601,707	601,707
INDEX CC499202	Benefits Administration	SUBFUND 68A100	Capital Outlays	791	791
Total Benefits Administration				1,097,330	1,021,751
CC499004 Hospitalization Self Insurance					

					2012 Annual Appropriation	2013 Annual Appropriation	
Employee Health and Wellness							
CC499004 Hospitalization Self Insurance							
INDEX	CC499004	Hospitalization Self Insurance	SUBFUND	68A100	Other Expenses	68,962,844	68,962,844
					Total Hospitalization Self Insurance	68,962,844	68,962,844
CC499012 Hosp. Regular Insurance							
INDEX	CC499012	Hosp. Regular Insurance	SUBFUND	68A200	Other Expenses	12,498,841	12,498,841
					Total Hosp. Regular Insurance	12,498,841	12,498,841
					Total Employee Health and Wellness	83,503,627	83,428,048
Workers Compensation							
CC498790 Workers Comp Retro '02							
INDEX	CC498790	Workers Comp Retro '02	SUBFUND	67A002	Other Expenses	4,734,729	4,734,729
					Total Workers Comp Retro '02	4,734,729	4,734,729
CC498808 Workers Comp Retro 2003							
INDEX	CC498808	Workers Comp Retro 2003	SUBFUND	67A003	Other Expenses	90,700	90,700
					Total Workers Comp Retro 2003	90,700	90,700
CC498816 Workers Comp Retro 2004							
INDEX	CC498816	Workers Comp Retro 2004	SUBFUND	67A004	Other Expenses	116,968	116,968
					Total Workers Comp Retro 2004	116,968	116,968
CC498824 Workers Comp Retro 2005							
INDEX	CC498824	Workers Comp Retro 2005	SUBFUND	67A005	Other Expenses	180,661	180,661
					Total Workers Comp Retro 2005	180,661	180,661
CC498832 Workers Comp Retro 2006							
INDEX	CC498832	Workers Comp Retro 2006	SUBFUND	67A006	Other Expenses	124,246	124,246
					Total Workers Comp Retro 2006	124,246	124,246
CC498840 Workers Comp Retro 2007							
INDEX	CC498840	Workers Comp Retro 2007	SUBFUND	67A007	Other Expenses	217,287	217,287
					Total Workers Comp Retro 2007	217,287	217,287
CC498857 Workers Comp Retro 2008							
INDEX	CC498857	Workers Comp Retro 2008	SUBFUND	67A008	Other Expenses	271,450	271,450
					Total Workers Comp Retro 2008	271,450	271,450
CC498865 Workers Comp Retro 2009							
INDEX	CC498865	Workers Comp Retro 2009	SUBFUND	67A009	Personal Services	0	0
INDEX	CC498865	Workers Comp Retro 2009	SUBFUND	67A009	Other Expenses	531,307	531,307
					Total Workers Comp Retro 2009	531,307	531,307
CC498873 Worker's Comp Retro 2010							
INDEX	CC498873	Worker's Comp Retro 2010	SUBFUND	67A010	Personal Services	129,363	118,948
INDEX	CC498873	Worker's Comp Retro 2010	SUBFUND	67A010	Other Expenses	3,871,777	3,871,777
INDEX	CC498873	Worker's Comp Retro 2010	SUBFUND	67A010	Capital Outlays	216	216
					Total Worker's Comp Retro 2010	4,001,366	3,990,941
CC498999 Worker's Comp Retroactive 2011							
INDEX	CC498999	Worker's Comp Retroactive 2011	SUBFUND	67A011	Other Expenses	589,228	589,228
					Total Worker's Comp Retroactive 2011	589,228	589,228
					Total Workers Compensation	10,857,932	10,847,517

					2012 Annual Appropriation	2013 Annual Appropriation
Debt Service						
DS039990 DS Rev-Bond Retirement GF						
INDEX DS039990	DS Rev-Bond Retirement GF	SUBFUND 30A900	Other Expenses		37,419,939	39,993,882
Total DS Rev-Bond Retirement GF					37,419,939	39,993,882
DS100370 Gateway Arena Project						
INDEX DS100370	Gateway Arena Project	SUBFUND 30A905	Other Expenses		3,500,000	3,250,000
Total Gateway Arena Project					3,500,000	3,250,000
DS039966 Brownfield Debt Service						
INDEX DS039966	Brownfield Debt Service	SUBFUND 30A910	Other Expenses		1,874,990	1,873,855
Total Brownfield Debt Service					1,874,990	1,873,855
DS039974 Shaker Square Series 2000						
INDEX DS039974	Shaker Square Series 2000	SUBFUND 30A912	Other Expenses		130,275	129,262
Total Shaker Square Series 2000					130,275	129,262
DS040121 Commercial Redevelopment Debt						
INDEX DS040121	Commercial Redevelopment Debt	SUBFUND 30A913	Other Expenses		890,870	893,600
Total Commercial Redevelopment Debt					890,870	893,600
DS040154 DS - Rock & Roll Hall of Fame						
INDEX DS040154	DS - Rock & Roll Hall of Fame	SUBFUND 30A914	Other Expenses		3,158,038	3,117,158
Total DS - Rock & Roll Hall of Fame					3,158,038	3,117,158
DS039115 Medical Mart Debt Service						
INDEX DS039115	Medical Mart Debt Service	SUBFUND 30A915	Other Expenses		31,158,884	31,161,790
Total Medical Mart Debt Service					31,158,884	31,161,790
Total Debt Service					78,132,996	80,419,647
Medical Mart Operating Account						
MC001016 Medical Mart Operating Account						
INDEX MC001016	Medical Mart Operating Account	SUBFUND 01A001	Other Expenses		12,800,000	13,325,000
Total Medical Mart Operating Account					12,800,000	13,325,000
Total Medical Mart Operating Account					12,800,000	13,325,000
Capital Improvement GF Subsidy						
SU514141 Capital Improvement GF Subsidy						
INDEX SU514141	Capital Improvement GF Subsidy	SUBFUND 01A001	Other Expenses		200,000	250,000
Total Capital Improvement GF Subsidy					200,000	250,000
Total Capital Improvement GF Subsidy					200,000	250,000
General Fund/Self Insurance Fund						
MI100594 GF-Self Insurance Fund						
INDEX MI100594	GF-Self Insurance Fund	SUBFUND 01A001	Other Expenses		800,347	800,347
Total GF-Self Insurance Fund					800,347	800,347
Total General Fund/Self Insurance Fund					800,347	800,347

				2012 Annual Appropriation	2013 Annual Appropriation
Miscellaneous Obligations					
MI512657 Miscellaneous					
INDEX MI512657	Miscellaneous	SUBFUND 01A001	Other Expenses	1,011,256	1,011,256
Total Miscellaneous				1,011,256	1,011,256
Total Miscellaneous Obligations				<u>1,011,256</u>	<u>1,011,256</u>
Statutory Expenditures					
AE511055 Agricultural Society					
INDEX AE511055	Agricultural Society	SUBFUND 01A001	Other Expenses	3,300	3,300
Total Agricultural Society				3,300	3,300
AE511204 Agriculture-Apiary Inspection					
INDEX AE511204	Agriculture-Apiary Inspection	SUBFUND 01A001	Personal Services	1,385	1,385
INDEX AE511204	Agriculture-Apiary Inspection	SUBFUND 01A001	Other Expenses	403	403
Total Agriculture-Apiary Inspection				1,788	1,788
AE511253 Registrar-Vital Statistics					
INDEX AE511253	Registrar-Vital Statistics	SUBFUND 01A001	Other Expenses	10,976	10,976
Total Registrar-Vital Statistics				10,976	10,976
AE511352 Memorial Day Allowance					
INDEX AE511352	Memorial Day Allowance	SUBFUND 01A001	Other Expenses	67,772	67,772
Total Memorial Day Allowance				67,772	67,772
Total Statutory Expenditures				<u>83,836</u>	<u>83,836</u>
County Council					
CN017004 County Council					
INDEX CN017004	County Council	SUBFUND 01A001	Personal Services	1,400,529	1,400,400
INDEX CN017004	County Council	SUBFUND 01A001	Other Expenses	504,517	504,517
INDEX CN017004	County Council	SUBFUND 01A001	Capital Outlays	50,000	50,000
Total County Council				1,955,046	1,963,917
Total County Council				<u>1,955,046</u>	<u>1,963,917</u>
County Prosecutor					
PR191056 General Office					
INDEX PR191056	General Office	SUBFUND 01A001	Personal Services	16,108,371	16,341,738
INDEX PR191056	General Office	SUBFUND 01A001	Other Expenses	3,613,089	3,613,069
INDEX PR191056	General Office	SUBFUND 01A001	Capital Outlays	30,588	30,588
Total General Office				19,752,028	19,985,395
PR200071 Prosecutor-Child Support					
INDEX PR200071	Prosecutor-Child Support	SUBFUND 01A001	Personal Services	2,937,069	2,984,071
INDEX PR200071	Prosecutor-Child Support	SUBFUND 01A001	Other Expenses	379,420	379,420
INDEX PR200071	Prosecutor-Child Support	SUBFUND 01A001	Capital Outlays	5,597	5,597
Total Prosecutor-Child Support				3,322,086	3,369,088
PR495572 Prosecutor-DTAC					
INDEX PR495572	Prosecutor-DTAC	SUBFUND 20A020	Personal Services	1,969,379	1,975,719
INDEX PR495572	Prosecutor-DTAC	SUBFUND 20A020	Other Expenses	1,603,441	1,603,441
INDEX PR495572	Prosecutor-DTAC	SUBFUND 20A020	Capital Outlays	3,546	3,546
Total Prosecutor-DTAC				3,576,366	3,582,700

		2012 Annual Appropriation	2013 Annual Appropriation
County Prosecutor			
PR194720 Prosecutor-Children & Family			
INDEX PR194720	Prosecutor-Children & Family	SUBFUND 01A001 Personal Services	2,024,685 2,061,588
INDEX PR194720	Prosecutor-Children & Family	SUBFUND 01A001 Other Expenses	35,707 35,707
INDEX PR194720	Prosecutor-Children & Family	SUBFUND 01A001 Capital Outlays	3,661 3,661
Total Prosecutor-Children & Family			2,064,053 2,100,956
Total County Prosecutor			28,714,533 29,038,139
Court of Common Pleas			
CO380113 Common Pleas-Legal Research			
INDEX CO380113	Common Pleas-Legal Research	SUBFUND 01A001 Other Expenses	44,953 44,953
Total Common Pleas-Legal Research			44,953 44,953
CO380121 Common Pleas Judicial Admin			
INDEX CO380121	Common Pleas Judicial Admin	SUBFUND 01A001 Personal Services	7,003,207 7,122,533
INDEX CO380121	Common Pleas Judicial Admin	SUBFUND 01A001 Other Expenses	15,464,949 15,464,949
INDEX CO380121	Common Pleas Judicial Admin	SUBFUND 01A001 Capital Outlays	13,136 13,136
Total Common Pleas Judicial Admin			22,481,292 22,600,618
CO456475 Common Pleas Special Projects			
INDEX CO456475	Common Pleas Special Projects	SUBFUND 20A812 Personal Services	1,391,808 1,394,509
INDEX CO456475	Common Pleas Special Projects	SUBFUND 20A812 Other Expenses	35,674 35,674
INDEX CO456475	Common Pleas Special Projects	SUBFUND 20A812 Capital Outlays	2,704 2,704
Total Common Pleas Special Projects			1,430,186 1,432,887
CO380196 Magistrates			
INDEX CO380196	Magistrates	SUBFUND 01A001 Personal Services	904,364 919,320
INDEX CO380196	Magistrates	SUBFUND 01A001 Other Expenses	253,202 252,902
INDEX CO380196	Magistrates	SUBFUND 01A001 Capital Outlays	1,715 1,715
Total Magistrates			1,159,281 1,173,937
CO380220 Court Services			
INDEX CO380220	Court Services	SUBFUND 01A001 Personal Services	6,681,804 6,803,692
INDEX CO380220	Court Services	SUBFUND 01A001 Other Expenses	988,643 988,643
INDEX CO380220	Court Services	SUBFUND 01A001 Capital Outlays	12,400 12,400
Total Court Services			7,682,847 7,804,735
CO380410 Common Pleas-Probation			
INDEX CO380410	Common Pleas-Probation	SUBFUND 01A001 Personal Services	9,441,732 9,628,294
INDEX CO380410	Common Pleas-Probation	SUBFUND 01A001 Other Expenses	553,651 553,651
INDEX CO380410	Common Pleas-Probation	SUBFUND 01A001 Capital Outlays	17,300 17,300
Total Common Pleas-Probation			10,012,683 10,199,245
CO50722B Probation Supervision Fees			
INDEX CO50722B	Probation Supervision Fees	SUBFUND 20A377 Other Expenses	358,487 358,487
Total Probation Supervision Fees			358,487 358,487
CO446070 Urinalysis Testing Fees			
INDEX CO446070	Urinalysis Testing Fees	SUBFUND 20A720 Other Expenses	53,609 53,609
Total Urinalysis Testing Fees			53,609 53,609
CO456517 Common Pleas HHS Subsidy			
INDEX CO456517	Common Pleas HHS Subsidy	SUBFUND 20A891 Personal Services	46,186 46,186
INDEX CO456517	Common Pleas HHS Subsidy	SUBFUND 20A891 Other Expenses	1,064,019 1,064,019

				2012 Annual Appropriation	2013 Annual Appropriation
Court of Common Pleas					
CO456517 Common Pleas HHS Subsidy					
INDEX CO456517	Common Pleas HHS Subsidy	SUBFUND 20A091	Capital Outlays	99	99
Total Common Pleas HHS Subsidy				1,110,304	1,110,304
CO456525 TASC Medicaid Funds (CO)					
INDEX CO456525	TASC Medicaid Funds (CO)	SUBFUND 20A099	Personal Services	5,537	5,648
INDEX CO456525	TASC Medicaid Funds (CO)	SUBFUND 20A099	Other Expenses	57,154	57,154
Total TASC Medicaid Funds (CO)				62,691	62,802
CO456533 TASC HHS					
INDEX CO456533	TASC HHS	SUBFUND 20A192	Personal Services	463,811	178,820
INDEX CO456533	TASC HHS	SUBFUND 20A192	Other Expenses	628,248	560,392
INDEX CO456533	TASC HHS	SUBFUND 20A192	Capital Outlays	740	282
Total TASC HHS				1,090,799	739,494
Total Court of Common Pleas				45,487,132	45,561,071
Domestic Relations Court					
DR391052 Domestic Relations					
INDEX DR391052	Domestic Relations	SUBFUND 01A001	Personal Services	2,437,375	2,233,325
INDEX DR391052	Domestic Relations	SUBFUND 01A001	Other Expenses	841,187	841,187
INDEX DR391052	Domestic Relations	SUBFUND 01A001	Capital Outlays	3,902	3,902
Total Domestic Relations				3,282,464	3,078,414
DR495697 Domestic Relations Legal Research					
INDEX DR495697	Domestic Relations Legal Research	SUBFUND 20A337	Other Expenses	100	100
Total Domestic Relations Legal Research				100	100
DR495515 Bureau Of Support					
INDEX DR495515	Bureau Of Support	SUBFUND 01A001	Personal Services	2,838,648	2,724,564
INDEX DR495515	Bureau Of Support	SUBFUND 01A001	Other Expenses	587,700	587,700
INDEX DR495515	Bureau Of Support	SUBFUND 01A001	Capital Outlays	4,790	4,790
Total Bureau Of Support				3,431,138	3,317,054
Total Domestic Relations Court				6,713,702	6,395,568
Juvenile Court					
JC372052 Juvenile Court Judicial					
INDEX JC372052	Juvenile Court Judicial	SUBFUND 01A001	Personal Services	1,756,032	1,573,468
INDEX JC372052	Juvenile Court Judicial	SUBFUND 01A001	Other Expenses	5,173,039	5,173,039
INDEX JC372052	Juvenile Court Judicial	SUBFUND 01A001	Capital Outlays	2,790	2,790
Total Juvenile Court Judicial				6,931,861	6,749,297
JC495051 Juvenile Court Legal Research					
INDEX JC495051	Juvenile Court Legal Research	SUBFUND 20A601	Other Expenses	1,383	1,383
Total Juvenile Court Legal Research				1,383	1,383
JC372060 Juvenile Court-Legal					
INDEX JC372060	Juvenile Court-Legal	SUBFUND 01A001	Personal Services	7,205,871	6,781,168
INDEX JC372060	Juvenile Court-Legal	SUBFUND 01A001	Other Expenses	3,312,371	3,312,371
INDEX JC372060	Juvenile Court-Legal	SUBFUND 01A001	Capital Outlays	11,953	11,953
Total Juvenile Court-Legal				10,530,195	10,105,492
JC510925 Alternate Dispute Resolution					

						2012 Annual Appropriation	2013 Annual Appropriation
Juvenile Court							
JC510925 Alternate Dispute Resolution							
INDEX	JC510925	Alternate Dispute Resolution	SUBFUND	20A334	Other Expenses	257,040	257,040
Total Alternate Dispute Resolution						257,040	257,040
JC514919 Legal Computerization							
INDEX	JC514919	Legal Computerization	SUBFUND	20A685	Other Expenses	123,199	123,199
Total Legal Computerization						123,199	123,199
JC515189 Juvenile Court Incentives							
INDEX	JC515189	Juvenile Court Incentives	SUBFUND	20A590	Other Expenses	514	514
Total Juvenile Court Incentives						514	514
JC107532 JC Legal Services HHS							
INDEX	JC107532	JC Legal Services HHS	SUBFUND	20A811	Personal Services	211,217	211,866
INDEX	JC107532	JC Legal Services HHS	SUBFUND	20A811	Other Expenses	2,576,265	2,576,265
INDEX	JC107532	JC Legal Services HHS	SUBFUND	20A811	Capital Outlays	379	379
Total JC Legal Services HHS						2,787,861	2,788,510
JC107516 JC Probation Services HHS							
INDEX	JC107516	JC Probation Services HHS	SUBFUND	20A811	Personal Services	5,977,126	5,308,810
INDEX	JC107516	JC Probation Services HHS	SUBFUND	20A811	Other Expenses	3,771,477	3,771,477
INDEX	JC107516	JC Probation Services HHS	SUBFUND	20A811	Capital Outlays	9,345	9,345
Total JC Probation Services HHS						9,757,948	9,089,632
JC108092 Youth and Family Community Partnership							
INDEX	JC108092	Youth and Family Community Partnership	SUBFUND	20A823	Personal Services	785,239	788,317
INDEX	JC108092	Youth and Family Community Partnership	SUBFUND	20A823	Other Expenses	2,498,100	2,498,100
INDEX	JC108092	Youth and Family Community Partnership	SUBFUND	20A823	Capital Outlays	1,336	1,336
Total Youth and Family Community Partnership						3,284,675	3,287,753
JC375055 Juvenile Court-Child Support							
INDEX	JC375055	Juvenile Court-Child Support	SUBFUND	01A001	Personal Services	3,154,768	3,049,521
INDEX	JC375055	Juvenile Court-Child Support	SUBFUND	01A001	Other Expenses	913,175	913,175
INDEX	JC375055	Juvenile Court-Child Support	SUBFUND	01A001	Capital Outlays	5,049	5,049
Total Juvenile Court-Child Support						4,072,992	3,967,745
JC517318 Title IV-E Juvenile Court							
INDEX	JC517318	Title IV-E Juvenile Court	SUBFUND	20A635	Other Expenses	389,939	389,939
Total Title IV-E Juvenile Court						389,939	389,939
JC517326 Title IV-E Admin. Juv. Ct.							
INDEX	JC517326	Title IV-E Admin. Juv. Ct.	SUBFUND	20A635	Personal Services	186,738	187,047
INDEX	JC517326	Title IV-E Admin. Juv. Ct.	SUBFUND	20A635	Other Expenses	419,000	419,000
INDEX	JC517326	Title IV-E Admin. Juv. Ct.	SUBFUND	20A635	Capital Outlays	385	385
Total Title IV-E Admin. Juv. Ct.						606,123	606,432
JC370056 Juvenile Court-Detention Home							
INDEX	JC370056	Juvenile Court-Detention Home	SUBFUND	01A001	Personal Services	8,551,465	8,465,830
INDEX	JC370056	Juvenile Court-Detention Home	SUBFUND	01A001	Other Expenses	3,144,404	3,144,404
INDEX	JC370056	Juvenile Court-Detention Home	SUBFUND	01A001	Capital Outlays	14,547	14,547
Total Juvenile Court-Detention Home						11,710,416	11,624,781
JC372300 Operation Detention Home-State Subsidy							
INDEX	JC372300	Operation Detention Home-State Subsidy	SUBFUND	20A800	Other Expenses	55,792	55,792
Total Operation Detention Home-State Subsidy						55,792	55,792

						2012 Annual Appropriation	2013 Annual Appropriation
Juvenile Court							
JC107524 JC Detention Services HHS							
INDEX JC107524	JC Detention Services HHS	SUBFUND 20A811	Personal Services		523,719	525,943	
INDEX JC107524	JC Detention Services HHS	SUBFUND 20A811	Other Expenses		2,649,212	2,649,212	
INDEX JC107524	JC Detention Services HHS	SUBFUND 20A811	Capital Outlays		876	876	
Total JC Detention Services HHS					3,173,807	3,176,031	
Total Juvenile Court					53,683,745	52,223,540	
Probate Court							
PC400051 Probate Court							
INDEX PC400051	Probate Court	SUBFUND 01A001	Personal Services		4,394,571	4,135,122	
INDEX PC400051	Probate Court	SUBFUND 01A001	Other Expenses		1,303,568	1,303,568	
INDEX PC400051	Probate Court	SUBFUND 01A001	Capital Outlays		7,395	7,395	
Total Probate Court					5,705,534	5,446,085	
PC404632 Probate Computerization \$10 Fund							
INDEX PC404632	Probate Computerization \$10 Fund	SUBFUND 20A602	Other Expenses		365,041	501,084	
Total Probate Computerization \$10 Fund					365,041	501,084	
PC404665 Indigent Guardianship							
INDEX PC404665	Indigent Guardianship	SUBFUND 20A331	Other Expenses		194,114	194,114	
Total Indigent Guardianship					194,114	194,114	
PC404608 Conduct of Business Fund							
INDEX PC404608	Conduct of Business Fund	SUBFUND 20A610	Other Expenses		3,000	3,000	
Total Conduct of Business Fund					3,000	3,000	
PC404624 Probate Court Dispute Res Prog							
INDEX PC404624	Probate Court Dispute Res Prog	SUBFUND 20A604	Other Expenses		25,500	25,500	
Total Probate Court Dispute Res Prog					25,500	25,500	
PC404616 Probate Court Special Projects							
INDEX PC404616	Probate Court Special Projects	SUBFUND 20A603	Capital Outlays		32,000	32,000	
Total Probate Court Special Projects					32,000	32,000	
Total Probate Court					6,325,189	6,201,783	
8th District Court of Appeals							
CA360057 Court Of Appeals							
INDEX CA360057	Court Of Appeals	SUBFUND 01A001	Personal Services		1,194,938	1,182,170	
INDEX CA360057	Court Of Appeals	SUBFUND 01A001	Other Expenses		804,674	804,674	
INDEX CA360057	Court Of Appeals	SUBFUND 01A001	Capital Outlays		12,379	12,379	
Total Court Of Appeals					2,011,991	1,999,223	
Total 8th District Court of Appeals					2,011,991	1,999,223	
Municipal Judicial Costs							
MT805432 Municipal Judicial Costs							
INDEX MT805432	Municipal Judicial Costs	SUBFUND 01A001	Personal Services		405,969	407,626	
INDEX MT805432	Municipal Judicial Costs	SUBFUND 01A001	Other Expenses		2,580,575	2,580,575	
Total Municipal Judicial Costs					2,986,544	2,988,201	
Total Municipal Judicial Costs					2,986,544	2,988,201	

						2012 Annual Appropriation	2013 Annual Appropriation
Inspector General							
IG030411 Office of Inspector General							
INDEX IG030411	Office of Inspector General	SUBFUND 01A001	Personal Services	799,842	810,129		
INDEX IG030411	Office of Inspector General	SUBFUND 01A001	Other Expenses	272,822	199,822		
INDEX IG030411	Office of Inspector General	SUBFUND 01A001	Capital Outlays	1,565	1,565		
Total Office of Inspector General				1,074,229	951,516		
Total Inspector General				1,074,229	951,516		
Department of Internal Audit							
IA018002 Internal Audit Department							
INDEX IA018002	Internal Audit Department	SUBFUND 01A001	Personal Services	349,790	359,390		
INDEX IA018002	Internal Audit Department	SUBFUND 01A001	Other Expenses	286,940	286,940		
INDEX IA018002	Internal Audit Department	SUBFUND 01A001	Capital Outlays	602	602		
Total Internal Audit Department				637,332	646,932		
Total Department of Internal Audit				637,332	646,932		
Human Resources Commission							
HC019018 Human Resources Commission							
INDEX HC019018	Human Resources Commission	SUBFUND 01A001	Personal Services	167,872	170,632		
INDEX HC019018	Human Resources Commission	SUBFUND 01A001	Other Expenses	291,965	291,965		
INDEX HC019018	Human Resources Commission	SUBFUND 01A001	Capital Outlays	3,112	3,112		
Total Human Resources Commission				462,949	465,709		
Total Human Resources Commission				462,949	465,709		
Alcohol & Drug Addiction Mental Health Board							
SU514646 Alcohol Drug Addiction Mental Health Board 2.9							
INDEX SU514646	Alcohol Drug Addiction Mental Health Board 2.9	SUBFUND 29A390	Other Expenses	16,806,828	16,806,828		
Total Alcohol Drug Addiction Mental Health Board 2.9				16,806,828	16,806,828		
SU514596 Alcohol Drug Addiction Mental Health Board 4.8							
INDEX SU514596	Alcohol Drug Addiction Mental Health Board 4.8	SUBFUND 29A391	Other Expenses	16,806,829	16,806,829		
Total Alcohol Drug Addiction Mental Health Board 4.8				16,806,829	16,806,829		
Total Alcohol & Drug Addiction Mental Health Board				33,613,657	33,613,657		
MetroHealth System							
SU513937 MetroHealth Subsidy							
INDEX SU513937	MetroHealth Subsidy	SUBFUND 29A390	Other Expenses	18,040,000	18,040,000		
Total MetroHealth Subsidy				18,040,000	18,040,000		
SU514463 Hospital Operations Subsidy							
INDEX SU514463	Hospital Operations Subsidy	SUBFUND 29A391	Other Expenses	18,040,000	18,040,000		
Total Hospital Operations Subsidy				18,040,000	18,040,000		
Total MetroHealth System				36,080,000	36,080,000		
Board of Elections							
BE474064 Election Administration							
INDEX BE474064	Election Administration	SUBFUND 01A001	Personal Services	6,009,289	6,118,605		
INDEX BE474064	Election Administration	SUBFUND 01A001	Other Expenses	3,995,529	3,995,529		

				2012 Annual Appropriation	2013 Annual Appropriation
Board of Elections					
BE474064 Election Administration					
INDEX BE474064	Election Administration	SUBFUND 01A001	Capital Outlays	100,000	100,000
Total Election Administration				10,104,818	10,214,134
BE472050 Primary Election					
INDEX BE472050	Primary Election	SUBFUND 01A001	Personal Services	1,480,095	622,754
INDEX BE472050	Primary Election	SUBFUND 01A001	Other Expenses	2,833,237	2,400,591
INDEX BE472050	Primary Election	SUBFUND 01A001	Capital Outlays	2,328	1,331
Total Primary Election				4,315,660	3,024,676
BE473058 General Election					
INDEX BE473058	General Election	SUBFUND 01A001	Personal Services	2,380,256	871,729
INDEX BE473058	General Election	SUBFUND 01A001	Other Expenses	4,877,754	3,377,754
INDEX BE473058	General Election	SUBFUND 01A001	Capital Outlays	4,262	4,262
Total General Election				7,262,272	4,253,745
BE474056 Special Election					
INDEX BE474056	Special Election	SUBFUND 01A001	Personal Services	13,854	13,854
INDEX BE474056	Special Election	SUBFUND 01A001	Other Expenses	97,851	97,851
INDEX BE474056	Special Election	SUBFUND 01A001	Capital Outlays	30	30
Total Special Election				111,735	111,735
BE475095 Electronic Voting Consultation					
INDEX BE475095	Electronic Voting Consultation	SUBFUND 01A001	Other Expenses	932,029	932,029
Total Electronic Voting Consultation				932,029	932,029
Total Board of Elections				22,726,514	18,536,319
Board of Revision					
BR420067 Brd of Revision-Assessment Fnd					
INDEX BR420067	Brd of Revision-Assessment Fnd	SUBFUND 20A301	Personal Services	3,099,557	3,108,200
INDEX BR420067	Brd of Revision-Assessment Fnd	SUBFUND 20A301	Other Expenses	556,686	556,686
INDEX BR420067	Brd of Revision-Assessment Fnd	SUBFUND 20A301	Capital Outlays	11,729	11,729
Total Brd of Revision-Assessment Fnd				3,667,972	3,676,615
Total Board of Revision				3,667,972	3,676,615
County Planning Commission					
CP522110 County Planning Commission					
INDEX CP522110	County Planning Commission	SUBFUND 20A307	Personal Services	1,263,391	1,257,324
INDEX CP522110	County Planning Commission	SUBFUND 20A307	Other Expenses	286,207	286,207
INDEX CP522110	County Planning Commission	SUBFUND 20A307	Capital Outlays	2,359	2,359
Total County Planning Commission				1,551,957	1,545,890
CP522540 Cuyahoga Valley Initiative					
INDEX CP522540	Cuyahoga Valley Initiative	SUBFUND 20A308	Other Expenses	5,856	5,856
Total Cuyahoga Valley Initiative				5,856	5,856
Total County Planning Commission				1,557,813	1,551,746
County Board of Developmental Disabilities					
MR045024 County Board Of Developmental Disabilities					
INDEX MR045024	County Board Of Developmental Disabilities	SUBFUND 20R320	Personal Services	93,211,136	93,702,536

						2012 Annual Appropriation	2013 Annual Appropriation
County Board of Developmental Disabilities							
MR845024 County Board Of Developmental Disabilities							
INDEX	MR845024	County Board Of Developmental Disabilities	SUBFUND	20R320	Other Expenses	102,550,437	110,904,867
INDEX	MR845024	County Board Of Developmental Disabilities	SUBFUND	20R320	Capital Outlays	4,889,635	4,987,428
Total County Board Of Developmental Disabilities						200,661,208	209,594,830
Total County Board of Developmental Disabilities						200,661,208	209,594,830
County Law Library Resource Board							
LL440008 County Law Library Resource Board							
INDEX	LL440008	County Law Library Resource Board	SUBFUND	20A264	Personal Services	225,633	226,295
INDEX	LL440008	County Law Library Resource Board	SUBFUND	20A264	Other Expenses	258,317	258,317
INDEX	LL440008	County Law Library Resource Board	SUBFUND	20A264	Capital Outlays	417	417
Total County Law Library Resource Board						484,367	485,029
Total County Law Library Resource Board						484,367	485,029
NOACA							
M1512103 NOACA							
INDEX	M1512103	NOACA	SUBFUND	01A001	Other Expenses	174,259	174,259
Total NOACA						174,259	174,259
Total NOACA						174,259	174,259
Ohio State University Extension							
AE514570 Ohio Cooperative Extension HHS							
INDEX	AE514570	Ohio Cooperative Extension HHS	SUBFUND	29A391	Other Expenses	247,000	247,000
Total Ohio Cooperative Extension HHS						247,000	247,000
Total Ohio State University Extension						247,000	247,000
Public Defender							
PD140053 Public Defender							
INDEX	PD140053	Public Defender	SUBFUND	01A001	Personal Services	6,230,005	6,142,026
INDEX	PD140053	Public Defender	SUBFUND	01A001	Other Expenses	1,411,209	1,435,999
INDEX	PD140053	Public Defender	SUBFUND	01A001	Capital Outlays	11,164	11,164
Total Public Defender						7,653,068	7,589,189
PD141333 Public Defender HHS							
INDEX	PD141333	Public Defender HHS	SUBFUND	20A267	Personal Services	434,169	402,579
Total Public Defender HHS						434,169	402,579
PD141028 Public Defender-Cleveland Municipal							
INDEX	PD141028	Public Defender-Cleveland Municipal	SUBFUND	20A804	Personal Services	1,816,987	1,821,075
INDEX	PD141028	Public Defender-Cleveland Municipal	SUBFUND	20A804	Other Expenses	276,310	276,310
INDEX	PD141028	Public Defender-Cleveland Municipal	SUBFUND	20A804	Capital Outlays	3,438	3,438
Total Public Defender-Cleveland Municipal						2,096,735	2,100,823
Total Public Defender						10,183,972	10,092,591
Solid Waste Management District							
SM522466 Solid Waste Mgmt District							
INDEX	SM522466	Solid Waste Mgmt District	SUBFUND	20A625	Personal Services	449,589	400,615

				2012 Annual Appropriation	2013 Annual Appropriation
Solid Waste Management District					
SM522466 Solid Waste Mgmt District					
INDEX SM522466	Solid Waste Mgmt District	SUBFUND 20A625	Other Expenses	388,335	388,335
INDEX SM522466	Solid Waste Mgmt District	SUBFUND 20A625	Capital Outlays	10,824	10,824
Total Solid Waste Mgmt District				848,728	799,774
SM522516 District Boards Of Health					
INDEX SM522516	District Boards Of Health	SUBFUND 20A625	Other Expenses	352,167	352,167
Total District Boards Of Health				352,167	352,167
SM522599 Solid Waste Municipal Grants					
INDEX SM522599	Solid Waste Municipal Grants	SUBFUND 20A617	Other Expenses	117,000	117,000
Total Solid Waste Municipal Grants				117,000	117,000
SM522581 Solid Waste Plan Update 2012					
INDEX SM522581	Solid Waste Plan Update 2012	SUBFUND 20A616	Other Expenses	66,000	66,000
Total Solid Waste Plan Update 2012				66,000	66,000
SM522573 Solid Waste Convenience Center					
INDEX SM522573	Solid Waste Convenience Center	SUBFUND 20A615	Other Expenses	717,000	717,000
INDEX SM522573	Solid Waste Convenience Center	SUBFUND 20A615	Capital Outlays	30,000	30,000
Total Solid Waste Convenience Center				747,000	747,000
Total Solid Waste Management District				2,130,895	2,081,941
Soldiers & Sailors Monument					
AE210005 Soldiers & Sailors Monument					
INDEX AE210005	Soldiers & Sailors Monument	SUBFUND 01A001	Personal Services	144,575	144,963
INDEX AE210005	Soldiers & Sailors Monument	SUBFUND 01A001	Other Expenses	51,126	51,126
INDEX AE210005	Soldiers & Sailors Monument	SUBFUND 01A001	Capital Outlays	276	276
Total Soldiers & Sailors Monument				195,977	196,365
Total Soldiers & Sailors Monument				195,977	196,365
Soil & Water Conservation					
SW500058 Soil & Water Conservation					
INDEX SW500058	Soil & Water Conservation	SUBFUND 20N306	Personal Services	514,553	516,060
INDEX SW500058	Soil & Water Conservation	SUBFUND 20N306	Other Expenses	95,733	95,733
INDEX SW500058	Soil & Water Conservation	SUBFUND 20N306	Capital Outlays	5,645	5,645
Total Soil & Water Conservation				615,931	617,438
Total Soil & Water Conservation				615,931	617,438
Veterans Service Commission					
VS490052 Veterans Service Commission					
INDEX VS490052	Veterans Service Commission	SUBFUND 01A001	Personal Services	2,487,528	2,494,252
INDEX VS490052	Veterans Service Commission	SUBFUND 01A001	Other Expenses	4,997,196	4,997,196

				2012 Annual Appropriation	2013 Annual Appropriation
Veterans Service Commission					
<hr/>					
VS490052 Veterans Service Commission					
INDEX	VS490052	Veterans Service Commission	SUBFUND 01A001 Capital Outlays	14,500	14,500
Total Veterans Service Commission				7,499,224	7,505,948
Total Veterans Service Commission				7,499,224	7,505,948
TOTAL BIENNIAL APPROPRIATION				1,466,898,203	1,446,033,233

Capital Improvement Plan Overview

The construction, maintenance and repair of roads and bridges, wastewater treatment facilities and lines, and public buildings and investment in information technology are important for the provision of effective and efficient services. To assure that this infrastructure is well maintained, the County prepares a five year capital plan for each major infrastructure area. The capital improvement budget involves planning for the long term maintenance of capital assets and investing in equipment and technology.

The County's major capital projects and investments are expensive, have a significant useful life, and often require more than one year constructing or completing. The County must allocate limited resources among many areas, and it is through this planning effort that all capital assets and investments are done wisely. The County's capital plan ties together a variety of internal and external infrastructure needs with financial resources, allowing every dollar to be maximized and leveraged. This ensures the maximum useful life for assets, and the appropriate financing method for individual projects.

The proposed Capital Improvements Plan for 2012-2016 totals \$351.5 million over the five year plan horizon. As project plans and funding are finalized project work or investments are initiated. Unlike the operating budget the projects in the CIP are requested and budgetary authority is granted on an incremental basis. The project estimates in summary are presented on a cash basis based on the expected timing of expenditures.

2012-2016 Capital Improvement Plan Summary

Project Group	2012 Estimate	2013 Estimate	2014 Estimate	2015 Estimate	2016 Estimate	Total 2012-2016 CIP
Building Improvements	3,821,000	5,904,000	7,210,000	8,150,000	275,000	25,360,000
Road & Bridge	77,924,637	39,081,662	58,570,140	44,486,341	26,864,108	246,926,887
Sanitary Engineer	4,812,000	4,243,000	6,415,000	3,860,000	1,330,000	20,660,000
County Airport	1,872,895	1,469,444	1,024,444	17,591,956	3,592,197	25,550,936
Information Technology	2,808,600	12,613,650	10,847,650	3,337,650	3,425,800	33,033,350
Total CIP Expenditures	91,239,132	63,311,756	84,067,234	77,425,947	35,487,105	351,531,173

The capital plan is a dynamic process as priorities change and projects shift from year to year, since capital planning is a detailed process, often requiring a long period for projects to move from design to completion.

Capital projects are classified by program categories to highlight functional improvements. There are five program categories for the County's capital assets:

Road & Bridge Projects: \$246.9 million requested for planned investments in transportation infrastructure and construction, maintenance and repair of roads and bridges within the County under the direction of Department of Public Works - Engineer

County Airport: \$25.6 million is planned for maintenance and improvements of the buildings, runways and

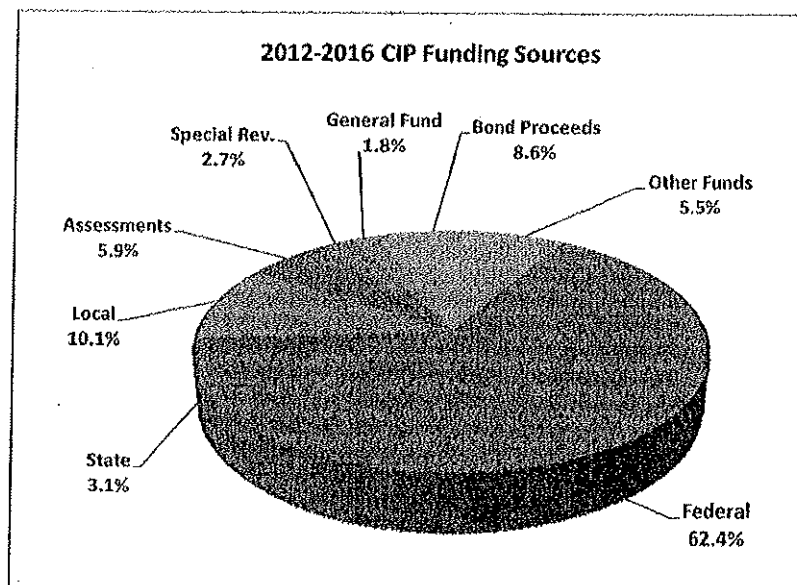
equipment at the County Airport in Richmond Heights. The building projects are managed by the Department of Public Works – Central Services.

Sanitary Sewers: \$20.7 million is planned for construction, maintenance and repair and relining of sewers, pump stations and wastewater treatment facilities in the County sewer districts that are operated by the Department of Public Works – Sanitary Engineer.

Building Improvements: \$25.4 million is planned for construction, rehabilitation, maintenance and repair of County owned buildings and properties managed the Department of Public Works - Central Services.

Information Technology: \$33.0 million is identified for Investments in County-wide data and network infrastructure, telecommunications equipment and information systems and applications.

Funding for the \$351.5 million capital improvement program comes from a number of different sources. Local revenues include the General Fund; Special Levy and Special Revenue Funds with earmarked dollars; User Fees for projects benefit the users; local share from municipalities and debt financing that allocates costs over the project's useful life. The majority of funding in the proposed 2012-2016 Capital Improvements plan is from Federal sources (62.4%) tied to funding for Road and Bridge improvements.



Project funding is often linked to the respective operating budgets of the County. The local match for Road and Bridge projects includes the transfer of auto title fees collected in the Engineer Fund. Annual debt service payments for bonds issued for building and information technology investments is carved out of general fund property tax collections. The construction of new buildings and upgrades to facilities may also require additional ongoing operating expenses staffing.

A detailed accounting of all project requests in the 2012-2016 Capital Improvements Plan as well as information on project categories and descriptions are presented in a separate CIP document per County Charter requirements.

Information Technology & Systems Capital Improvement Plan 2012-2016

Description of Request	Priority	Funding	Sponsor	Project Estimate	2012 Impact	2013 Impact	2014 Impact	2015 Impact	2016 Impact
Integrated Real Property Appraisal and Board of Revision system	1	Spec	Fiscal	\$ 9,350,000.00	\$ 150,000.00	\$ 4,000,000.00	\$ 4,000,000.00	\$ 600,000.00	\$ 600,000.00
Additional storage and blades for Network Video Recording Sys	1	GF	Sheriff	\$ 225,000.00	\$ 75,000.00	\$ -	\$ 75,000.00	\$ -	\$ 75,000.00
Upgrade Cisco Call Manager telephone system	1	Debt	ISC	\$ 250,000.00	\$ 125,000.00	\$ -	\$ -	\$ 125,000.00	\$ -
Replacement of communication devices	1	Debt	ISC	\$ 235,200.00	\$ 147,000.00	\$ 22,050.00	\$ 22,050.00	\$ -	\$ 22,050.00
Replace 250 laptops and operating systems(CFS)	1	GF	ISC	\$ 273,000.00	\$ 273,000.00	\$ -	\$ -	\$ -	\$ -
Replace and consolidate aged servers	1	Debt	ISC	\$ 1,470,000.00	\$ 350,000.00	\$ 280,000.00	\$ 280,000.00	\$ 280,000.00	\$ 280,000.00
Replace 500 desktops, PCs, monitors, and software	1	GF	ISC	\$ 2,640,000.00	\$ 480,000.00	\$ 560,000.00	\$ 640,000.00	\$ 480,000.00	\$ 480,000.00
Replace SUN servers and storage area network	2	Debt	ISC	\$ 4,125,000.00	\$ 825,000.00	\$ 825,000.00	\$ 825,000.00	\$ 825,000.00	\$ 825,000.00
Countywide ERP Financial Accounting, Payroll & HR Integrated System	2	Debt	ISC	\$ 1,109,150.00	\$ 50,000.00	\$ 921,000.00	\$ -	\$ -	\$ 138,150.00
Video conference equipment	3	GF	Fiscal/HR	\$ 13,300,000.00	\$ 300,000.00	\$ 6,000,000.00	\$ 5,000,000.00	\$ 1,000,000.00	\$ 1,000,000.00
			ISC	\$ 56,000.00	\$ 33,600.00	\$ 5,600.00	\$ 5,600.00	\$ 5,600.00	\$ 5,600.00
				\$ 33,033,350.00	\$ 2,808,600.00	\$ 12,613,650.00	\$ 10,847,650.00	\$ 3,237,650.00	\$ 3,425,800.00

Proposed Funding
 General Fund \$ 5,651,000.00
 Special revenue \$ 9,350,000.00
 Debt / Long Term Fin. \$ 18,032,350.00
\$ 33,033,350.00

Total CIP 2102-2016

\$ 33,033,350.00

County Buildings Capital Improvements Plan 2012-2016

Sale Period	LOCATION	DESCRIPTION	Estimated Construction Costs	GENERAL FUND	DEBT PROCEEDS	OTHER FUNDING (HPG)	2012 Expenditures	2013 Expenditures	2014 Expenditures	2015 Expenditures	2016 Expenditures
2012.1	County Courthouse	Exterior Stone Work/Waterproof System	500,000		500,000						
2012.2	Board of Elections	Elevator Renovation	750,000		750,000		300,000	200,000			
2012.2	Marion Building	Replace Roof & Exterior Masonry	600,000		600,000		450,000	300,000			
2012.2	Justice Center	Justice Center Court Tower Security Phase 1 and 2 - 23 Floors	1,200,000		1,200,000		360,000	240,000			
2012.3	Juvenile Justice Center	Emergency Operations Center/Data Center	4,500,000		4,500,000		720,000	480,000			
2012.3	Huntington Park Garage	Dry Standpipe System Repairs	550,000			550,000	900,000	3,600,000			
2012.4	Huntington Park Garage	Ramp Repair	160,000			100,000	110,000	440,000			
2013.1	Board of Elections	Fire Systems Panel	60,000	60,000			20,000	80,000			
2013.1	GEC Architectural	Engineering	200,000	200,000			6,000	54,000			
2013.1	Justice Center	Justice Center Court Tower Security Phase 3	600,000		600,000			30,000	170,000		
2014	Huntington Parking Garage	Repairs	250,000			250,000		480,000	120,000		
2014	Justice Center	Justice Center Court Tower Security Phase 4 & 5	1,200,000		1,200,000				125,000	125,000	
2014	Ameritrust	Repairs	300,000		300,000				600,000	600,000	
2014	Justice Center	Utility Conversion	14,000,000		14,000,000				150,000	150,000	
2015	Huntington Parking Garage	Repairs	250,000			250,000			7,000,000	7,000,000	
2015	Ameritrust	Repairs	300,000	300,000						125,000	
			25,360,000	560,000	23,650,000	1,150,000	2,866,000	5,804,000	8,165,000	8,150,000	275,000
			Total Funding 25,360,000						Total CIP 2012-2016 25,360,000		

Sanitary Engineer Capital Improvements Plan 2012-2016

Year	PROJECT	Project Type	Funding Program	Location	Estimated construction Costs	Sanitary	County Funding Participation	2011 Expenditures	2012 Expenditures	2013 Expenditures	2014 Expenditures	2015 Expenditures	2016 Expenditures	2012-2106 TOTAL
2011.3	Analytical Lab Serv	Lab Testing	Sanitary District Funds	Various	165,000	165,000	165,000	20,000	145,000					145,000
2011.3	Olmsted I&J Study	I&J Investigation	Sanitary District Funds	Olmsted Twp.	200,000	200,000	200,000	25,000	175,000					175,000
2011.4	Olmsted Storm Drainage	Storm Drainage	Sanitary District Funds	Olmsted Twp.	200,000	200,000	200,000	25,000	175,000					175,000
2011.4	SCADA Contract	SCADA System	Sanitary District Funds	Various	180,000	180,000	180,000	20,000	160,000					160,000
2012.4	Engineering Contract	General Engineering Contract	Sanitary District Funds	Various	300,000	300,000	300,000	25,000	275,000					275,000
2013.1	Engineering Contract	Engineering	Sanitary District Funds	Various	300,000	300,000	300,000		300,000					300,000
2013.4	SCADA Contract	SCADA System	Sanitary District Funds	Various	300,000	300,000	300,000		300,000					300,000
2014.1	Analytical Lab Services	Lab Analysis	Sanitary District Funds	Various	180,000	180,000	180,000		180,000					180,000
2014.4	Engineering Contract	Engineering	Sanitary District Funds	Various	160,000	160,000	160,000		160,000					160,000
2015.4	Engineering Contract	Engineering - GEC	Sanitary District Funds	Various	300,000	300,000	300,000		300,000					300,000
2015.4	SCADA Contract	SCADA System	Sanitary District Funds	Various	300,000	300,000	300,000		300,000					300,000
		Engineering Contracts			180,000	180,000	180,000		180,000					180,000
					2,765,000	2,765,000	2,765,000	155,000	986,000	425,000	455,000	390,000	400,000	2,650,000
2015.2	Bradford PS Elimination 7/2016	PS Elimination	Sanitary District Funds	Brecksville	700,000	700,000	700,000		700,000					700,000
2012.2	Braceview Rd. Drill Drop	Connection to truck sewer	Sanitary District Funds	Parma	250,000	250,000	250,000		250,000					250,000
2013.3	Carrage Hills PS Elimination	Pump Station Elm.	Sanitary District Funds	Brecksville	100,000	100,000	100,000		100,000					100,000
2014.4	Chippewa Creek Sewer Elm.	Sewer Elimination	Sanitary District Funds	Brecksville	600,000	600,000	600,000		600,000					600,000
2012.2	Chippewa Creek Sewer Repair	Repair San. Sewer	Sanitary District Funds	Brecksville	250,000	250,000	250,000		250,000					250,000
2014	Cook, Bronson, Barton Rd. Sanitary Sewer	San. Sewer Construct	Sanitary District Funds	Olmsted Twp	1,400,000	1,400,000	1,400,000		1,400,000					1,400,000
2014.4	Designed SSO Elimination	Lancaster & Belvoir	Sanitary District Funds	S. Euclid	500,000	500,000	500,000		500,000					500,000
2015.4	East Linden PS	Replacement	Sanitary District Funds	Parma	200,000	200,000	200,000		200,000					200,000
2012.1	Emergency Repair Contract	Repair San./Storm	Sanitary District Funds	Various	1,400,000	1,400,000	1,400,000		1,400,000					1,400,000
2014.1	Emergency Repair Contract	Emerg. Repair	Sanitary District Funds	Various	1,400,000	1,400,000	1,400,000		1,400,000					1,400,000
2012.4	Hemlock Hills Pump Station 12/2014	Pump St. Rehab & Engin Costs	Sanitary District Funds	Brecksville	500,000	500,000	500,000		500,000					500,000
2011.4	Jefferson Road	Lateral Lining	Sanitary District Funds	Highland Hts.	1,200,000	1,200,000	1,200,000	120,000	1,080,000	400,000	700,000	700,000	180,000	1,400,000

Sanitary Engineer Capital Improvements Plan 2012-2016

Year	PROJECT	Project Type	Funding Program	location	Estimated Construction Costs	Availability	County Funding Participation	2011 Expenditures	2012 Expenditures	2013 Expenditures	2014 Expenditures	2015 Expenditures	2016 Expenditures	2012-2106 TOTAL
2013-4	Lakeside Pump Station elimination	Pump Station Elim. & Engineering	Sanitary District Funds	Olmsted Twp	1,400,000	1,400,000	1,400,000			210,000	1,190,000			1,400,000
2011-4	Sewer Lining Manhole Rep	Sewer Lining	Sanitary District Funds	Various	1,500,000	1,500,000	1,500,000	150,000	1,350,000					1,350,000
2013-1	Sewer Lining Manhole Rep	Sewer Lining	Sanitary District Funds	VARIOUS	1,500,000	1,500,000	1,500,000			1,125,000	375,000			1,500,000
2014-1	Sewer Relining	Reline sewers in various communities	Sanitary District Funds		1,500,000	1,500,000	1,500,000				750,000	750,000		1,500,000
2015-1	Sewer Relining	Drive Repair	Sanitary District Funds	Bracksville	1,500,000	1,500,000	1,500,000					750,000		1,500,000
2012-4	Southern Ext. Drive Repair	Drive Repair	Sanitary District Funds	Bracksville	200,000	200,000	200,000		40,000	150,000				1,500,000
2013-4	W. Sprague Road & PS Replacement	Pump Station Replacement	Sanitary District Funds	Parma	500,000	500,000	500,000			75,000	425,000		750,000	200,000
2013-4	Wailings Rd Pump Station	Elimination/Re-build & Engineering	Sanitary District Funds	Bracksville	1,000,000	1,000,000	1,000,000							500,000
2022-3	Wallingford Rd. Sewer	Sewer Replacement	Sanitary District Funds	Garfield HTS	180,000	180,000	180,000		72,000	150,000	850,000			1,000,000
2022-4	Whitewood Aerial San. Sewer Repair & Storm Headwall Repairs	Aerial Sewer Repair & headwall repairs	Sanitary District Funds	Bracksville	500,000	500,000	500,000		100,000	400,000				300,000
					18,280,000			270,000	3,832,000	3,618,000	5,360,000	3,470,000	930,000	18,010,000
					21,045,000						6,415,000	3,860,000	1,330,000	20,660,000
Total Design & Construction 2012-2016														

Program	Year	PROJECT	Terminal	Funding Program	Municipality	(Unallocated Construction Costs)	Federal Participation - Anticipated	ODOY/Const / Other	Interest Expense	County Capital Expenditure	Muni / Other Const	2011 Expenditures	2012 Expenditures	2013 Expenditures	2014 Expenditures	2015 Expenditures	2016 Expenditures	TOTAL		
FEDERAL AID BRIDGE	8/21/2011	Columbus Road Lift Bridge	Over Cuyahoga River	\$ 800 Fund Cleveland	Cleveland	31,829,615	25,458,395		3,072,533	10,000	1,876,131	1,566,151	3,133,382	3,133,382	3,133,382	3,133,382	3,133,382	3,133,382	31,833,813	
	7/31/2011	Rich Road Grade Separation	Over NS RR	\$ 150 Fund Cleveland	Cleveland	5,204,607	4,749,033		464,574	464,574		89,000	1,551,512	3,122,764	520,464					5,204,607
	7/31/2011	Rich Road Grade Separation	Sanitary Sewer Line	\$ 750 Fund Cleveland	Cleveland	89,000														89,000
	2012	Belshire Road Bridge No. 24	Over Big Creek	\$ 500 Fund Cleveland	Cleveland, Linnade	3,269,841	2,597,110		832,831	300,000	1,129,821		2,309,985		2,309,985					3,269,841
	2014	Pleasant Valley / Bagley Road Br. 444 & 11.5	York to Road	\$ 500 Fund Middletown	Middletown	1,400,000	1,120,000		280,000	280,000	280,000									1,400,000
	2014	Highland Road Bridge No. 153	Over Euclid Creek	\$ 500 Fund Euclid	Euclid	3,033,561	2,122,000		971,251	971,251	971,251									3,033,561
	2014	Highland Road Bridge No. 157	Over Euclid Creek	\$ 500 Fund Euclid	Euclid	2,384,961	1,551,130		833,831	833,831	833,831									2,384,961
	2014	Highland Road Bridge No. 155	Over Euclid Creek	\$ 500 Fund Euclid	Euclid	2,285,961	1,479,130		811,941	811,941	811,941									2,285,961
	2014	Highland Road Bridge No. 156	Over East Branch of Euclid Creek	\$ 500 Fund Euclid	Euclid	3,795,961	3,652,150		1,141,111	1,141,111	1,141,111									3,795,961
	2014	Scioto Road Grade Separation	Utility Reclamation	\$ 500 Fund Cincinnati	Cincinnati	14,745,996	10,860,188		3,000,000	1,694,573	3,694,573	34,029								14,745,996
2015	Scioto Road Grade Separation	Sanitary Sewer Line	\$ 500 Fund Cincinnati	Cincinnati	135,000			135,000		135,000									135,000	
2015	Wickmore Bridge No. 188	Over Niles Mill Creek	\$ 500 Fund Berea	Berea	1,745,000	1,240,000		500,000	500,000	500,000									1,745,000	
2015	Green Road Bridge No. 229	Over Oak Brook	\$ 500 Fund Cincinnati	Cincinnati	3,245,000	2,230,000		930,000	930,000	930,000									3,245,000	
2015	Alery Road Bridge No. 77	Over Chipewaga Creek	\$ 500 Fund Stateview Heights	Stateview Heights	1,093,000	1,454,160		513,640	25,000	513,640									1,093,000	
COUNTY ADMINISTERED PROJECTS	2011A	Village Road	Broadview to Brecksville Road	\$ 500 Fund Independence	Independence	1,432,327			1,432,327										1,432,327	
	2011A	Austin Powder Drive Bridge No. 137	Over Branch of Thicket Creek	\$ 500 Fund Glenwillow	Glenwillow	925,000			385,000	285,000	40,000								925,000	
	2011A	Austin Powder Drive Bridge No. 137	W & E Railroad Force Adjacent	\$ 500 Fund Glenwillow	Glenwillow	100,000			100,000	100,000									100,000	
	5/2/2011	Montebello Boulevard	Montebello Boulevard	\$ 500 Fund Cleveland Heights	Cleveland Heights	1,484,119			1,484,119										1,484,119	
	8/2/2011	Harvard Road - 11 - Sanitary - Stone Reach	Green Road to Camp Forbes	\$ 750 Fund		48,000			48,000	48,000									48,000	
	2011B	Fish Road Fire Station Signal	Traffic Signal	\$ 750 Fund Olmstead Township	Olmstead Township	48,130			48,130	48,130									48,130	
	2012	Columbus Rd	Center Street to W. 25th Street	\$ 750 Fund Cleveland	Cleveland	1,840,000			1,840,000	1,840,000									1,840,000	
	2012	Green Road	Chagrin to Foyrman	\$ 750 Fund Northpark South Heights	Northpark South Heights	1,241,825			1,241,825	1,241,825									1,241,825	
	2013	73rd Road	Purd Ave's East Cleveland South Corp Line	\$ 750 Fund East Cleveland	East Cleveland	1,500,000			1,500,000	1,500,000									1,500,000	
	8/3/2011	Wayne Road - City Street	Green Road to Parma Parkers	\$ 750 Fund Highland Hills	Highland Hills	456,507			140,450	275,877									456,507	
4/12/2011	Old Mill Bridge No. 182	Over the Chagrin River	\$ 500 Fund Parma	Parma	1,169,169			197,756	955,417	50,000								1,169,169		
7/27/2011	Stump Road	Snow Road to Pearl	\$ 500 Fund Parma	Parma	6,696,971			4,820,910	1,636,080									6,696,971		
2012	Barrett Road	Parma, Parma Heights	\$ 750 Fund Parma	Parma	4,500,000			2,150,000	2,350,000									4,500,000		
2012	Hobbs Road	Barrett Rd to Bakers Wd	\$ 750 Fund Olmstead Township	Olmstead Township	1,495,000			583,000	887,000										1,495,000	
2012	Shaw Road	Over Hill to SCL	\$ 750 Fund East Cleveland	East Cleveland	800,000			340,000	321,000										800,000	
2012	Prospect Rd Chrt No. 9	Over Bakers Creek	\$ 500 Fund Broadpark	Broadpark	760,000			480,000	40,000	480,000									760,000	
2013	Sprague Road	Wickmore to York	\$ 750 Fund Middleburg Heights	Middleburg Heights	7,455,000	440,000		3,377,000	2,118,750	1,118,750	1,461,750								7,455,000	
Total Issued Projects																				

77,924,657 30,091,662 59,579,140 44,435,341 26,964,103 246,926,887 246,926,887

Tammi Road & Enclave Cir 2012-2015

County Airport Capital Improvement Plan 2012-2016

COUNTY AIRPORT PRIORITY SUMMARY
(Revised and Updated 9-26-11)

PROJECT NAME AND DESCRIPTION	JUSTIFICATIONS	FUNDING SOURCE					EXPENSES				
		FED	STATE	CVTY	2012	2013	2014	2015	2016		
AIRFIELD AND INFRASTRUCTURE											
Environmental Assessment The study will evaluate current and future airport improvement projects to determine any environmental impacts	Meet National Environmental Policy Act (NEPA)	X			\$400,000	\$450,000	\$0	\$0	\$0		
Design Runway/Runway Safety Area and other infrastructure improvements Upgrades and replacements; remove obstructions and grade terrain	FAA requires safety enhancements to increase Airport safety margins	X			\$200,000	\$500,000	\$0	\$0	\$0		
Runway Safety Area Improvements (Construction) Upgrades and replacements; remove obstructions and grade terrain	FAA requires safety enhancements to increase Airport safety margins	X			\$0	\$0	\$0	\$3,100,000	\$0		
Runway 6-24 Reconstruction Repair seriously deteriorated taxiway and apron pavement	Reduce potential County liability for damage to aircraft engines from debris	X			\$0	\$0	\$0	\$13,491,956	\$0		
Taxiway Construction Repair seriously deteriorated taxiway and apron pavement	Obtain runway and taxiway separation, construct connectors to the approach of runway 6-24	X			\$0	\$0	\$0	\$0	\$1,342,297		
Obstruction Study & Removal/Acquire Easements (Multi-Phase) Assessment and removal of objects within the Airport airspace	FAA mandatory safety enhancements Acquire easements and remove obstructions (ie trees)	X			\$157,835	\$136,444	\$156,444	\$0	\$500,000		
Electrical Upgrades Upgrade/update electrical transformers and field lighting loop	All transformers & lighting systems are original 1970 wiring. Wiring in serious disrepair & needs to be replaced	X			\$0	\$0	\$300,000	\$500,000	\$500,000		
Security Upgrade Update airfield access gates, hangar doors and security access control system	Correct current security deficiencies	X			\$0	\$0	\$50,000	\$0	\$0		
Airport Fencing Install perimeter fence around 20 acres acquired through Mayfair purchase	Fence property for Airport security and reduce potential County liability	X			\$0	\$0	\$0	\$0	\$250,000		
Aircraft Run-Up Enclosure Purchase and install run up enclosure to reduce aircraft noise exposure	Reduce Airport noise pollution for Airport neighbors and resolve frequent complaints	X			\$0	\$0	\$0	\$0	\$700,000		
BUILDING AND VEHICLE UPGRADES											
American Disabilities Act ADA compliance in Airport offices and Area B	Comply with federal laws. Currently restrooms, entrances/exits are non compliant	X			\$350,000	\$0	\$0	\$0	\$0		
Aircraft Rescue & Fire Fighting Truck (ARFF) Upgrade and consolidate ARFF Equipment	Replace and modernize the emergency response equipment to meet the needs of the tenants	X			\$0	\$0	\$500,000	\$0	\$0		
Roof Replace (Area A) Original Roof	Replace original roof, roof is starting to show signs of aging	X			\$150,000	\$0	\$0	\$0	\$0		
Replace Overhead (Bay) Doors ADA compliance in Airport offices and Area B	Replace heavy metal doors w/ lighter doors to reduce the costs associated with maintaining the original doors	X			\$45,000	\$0	\$0	\$0	\$0		

County Airport Capital Improvement Plan 2012-2016

COUNTY AIRPORT PRIORITY SUMMARY
(Revised and Updated 9-26-11)

PROJECT NAME AND DESCRIPTION	JUSTIFICATIONS		FUNDING SOURCE				EXPENSES			
	FED	STATE	CNTY	2012	2013	2014	2015	2016	2017	
Fire Alarm System and Sprinkler System Installation of a fire alarm and sprinkler system			X	\$370,000	\$0	\$0	\$0	\$0	\$0	
BobCat Tractor Multi-purpose tractor for snow removal and landscaping			X	\$0	\$0	\$0	\$0	\$0	\$0	
Airport Office & HVAC System Replace Airport offices			X	\$200,000	\$0	\$0	\$0	\$0	\$0	
Parking Lot Improvements and Expansion Additional parking spaces for Airport visitors and staff			X	\$0	\$325,000	\$0	\$0	\$0	\$0	
TOTAL OF ALL PROJECTS				\$1,870,888	\$3,469,444	\$1,024,444	\$17,581,956	\$3,592,197	\$0	

2012-2016 CIP Estimate \$25,560,936

SECTION 2. That the Clerk of Council be, and she is, hereby instructed to transmit two certified copies of this Resolution to the County Budget Commission with instructions to forward one copy to the County Fiscal Officer; one copy with all original documentation from the Office of Budget & Management to the County Fiscal Office, Financial Reporting Division; and one copy to Matthew Rubino, Director, Office of Budget & Management.

SECTION 3. It is necessary that this Resolution become immediately effective in order that critical services provided by Cuyahoga County can continue, and to continue the usual and daily operation of the County. Provided that this Resolution receives the affirmative vote of eight members of Council, this Resolution shall become immediately effective upon the signature of the County Executive.

SECTION 4. It is found and determined that all formal actions of this Council relating to the adoption of this Resolution were adopted in an open meeting of the Council, and that all deliberations of this Council and any of its committees that resulted in such formal action were in meetings open to the public, in compliance with all legal requirements, including Section 121.22 of the Ohio Revised Code.

On a motion by _____, seconded by _____, the foregoing Resolution was duly adopted.

Yeas:

Nays:

County Council President

Date

County Executive

Date

Clerk of Council

Date

First Reading/Referred to Committee: October 11, 2011

Committee(s) Assigned: Finance & Budgeting/Committee of the Whole

Journal _____
_____, 2011

County Council of Cuyahoga County, Ohio

Ordinance No. O2011-0049

Sponsored by: County Executive FitzGerald/Department of Development	An Ordinance authorizing the County Executive to establish an Economic Development Fund for the purpose of investing in job growth and economic development in Cuyahoga County; and declaring the necessity that this Ordinance become immediately effective.
--	--

WHEREAS, Article VII, Section 7.01 of the Cuyahoga County Charter mandates that “the County shall develop and implement policies, programs and activities for the expansion and enhancement of economic activity in the County so as to create and preserve jobs and employment opportunities for and available to residents of the County;” and,

WHEREAS, the Cuyahoga County Economic Development Commission has proposed, and this Council has adopted, the Cuyahoga County Economic Development Plan in Ordinance No. O2011-0026; and,

WHEREAS, the County Executive/ Department of Development has proposed the establishment of a \$100,000,000.00 Economic Development Fund to invest in job growth and economic development in Cuyahoga County under the Economic Development Plan; and,

WHEREAS, the Economic Development Fund shall strive to meet the principal objectives of expanding the economic base in the county, including outcomes consistent with economic growth including job creation and improved quality of life; and,

WHEREAS, the County Executive/Department of Development has proposed that the Economic Development Fund should invest in specific programs for Workforce Development, Property Reutilization, Small Business Growth, and Large Scale Business Growth and Attraction; and,

WHEREAS, the Executive has proposed, and this Council concurs, that the Department of Development shall administer the Economic Development Fund in a manner that promotes inclusion of economically isolated populations, transparency for public accountability, and collaboration with existing economic development organizations as priorities for the department’s approach; and,

WHEREAS, it is necessary that this Ordinance become immediately effective in order that critical services provided by Cuyahoga County can continue and to provide for the usual, daily operation of a County agency.

NOW, THEREFORE, BE IT ENACTED BY THE COUNTY COUNCIL OF CUYAHOGA COUNTY, OHIO:

SECTION 1. There is hereby created the Cuyahoga County Economic Development Fund, which shall be administered by the County Executive through the Department of Development.

SECTION 2. The Economic Development Fund shall undertake the following four priorities:

- a) Large Business Growth and Attraction;
- b) Small Business Growth;
- c) Property Reutilization; and
- d) Workforce Development.

SECTION 3. The Department of Development shall make a report to the County Council detailing the operations, performance measures and changes to the Fund annually in concert with updates to the County's Five Year Economic Development Plan as required by the County Charter.

SECTION 4. It is necessary that this Ordinance become immediately effective in order to retain secured financing and project completion. Provided that this Ordinance receives the affirmative vote of eight members of Council, this Ordinance shall become immediately effective upon the signature of the County Executive.

SECTION 5. It is found and determined that all formal actions of this Council relating to the adoption of this Ordinance were adopted in an open meeting of the Council, and that all deliberations of this Council and of any of its committees that resulted in such formal action were in meetings open to the public, in compliance with all legal requirements, including Section 121.22 of the Ohio Revised Code.

Yeas:

Nays:

County Council President

Date

County Executive

Date

Clerk of Council

Date

First Reading/Referred to Committee: October 25, 2011
Committee(s) Assigned: Economic Development & Planning

Journal _____
_____, 2011